



2022 ANNUAL REPORT FOR EBP WORKFORCE DEVELOPMENT

Prepared by the Center for Evidence to Practice

*Compiled for Louisiana Department of Health-
Office of Behavioral Health*

@LACenterforE2P 

EvidenceToPractice@lsuhsc.edu 

ABOUT THE CENTER

The Center for Evidence to Practice (the Center) was created in 2018 to increase statewide access to evidence-based programs (EBPs) that address key behavioral health needs for Medicaid-insured children and families in Louisiana. These efforts are accomplished in collaboration with the Office of Behavioral Health (OBH) and Louisiana Medicaid.

THE MISSION

The Center's mission is to partner with OBH to support children's behavioral health providers, organizations, and communities in the selection and implementation of evidence-based and research-driven models that promote youth and family well-being, improve behavioral health outcomes, and address challenges related to sustaining quality practice.

THE EBP PARTNERSHIP

The Center's partnership with OBH, Medicaid, behavioral health practitioners, and managed care organizations is invaluable to deliver behavioral health EBP services, expand the capacity of EBP-trained practitioners, increase access to EBPs, and better serve Medicaid enrolled youth and families throughout Louisiana.

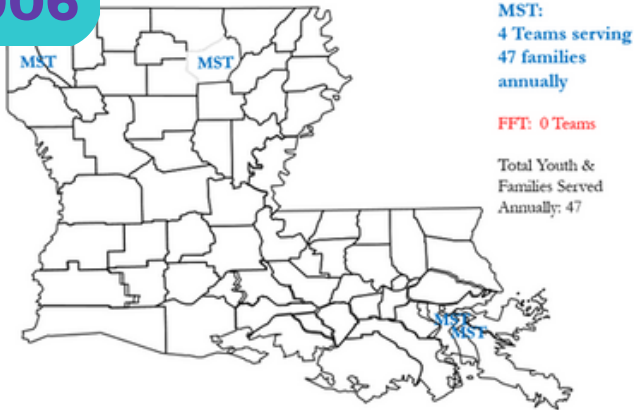


HIGHLIGHTS OF 2022

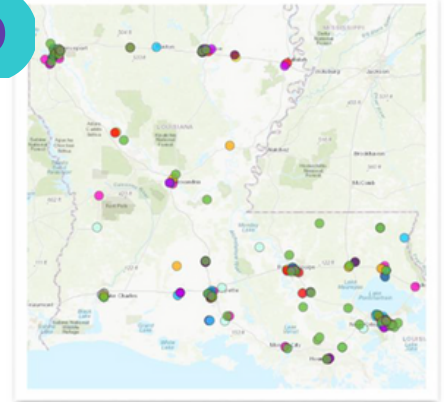
EBP INTERACTIVE MAP GROWTH

The Center updated the interactive map of EBP providers for ease of referral in Louisiana, demonstrating yet **another year of expanded access to EBPs for youth and families**. The evidence of the progression of when this work began in 2006 to what is evident today is shown in the following map graphics.

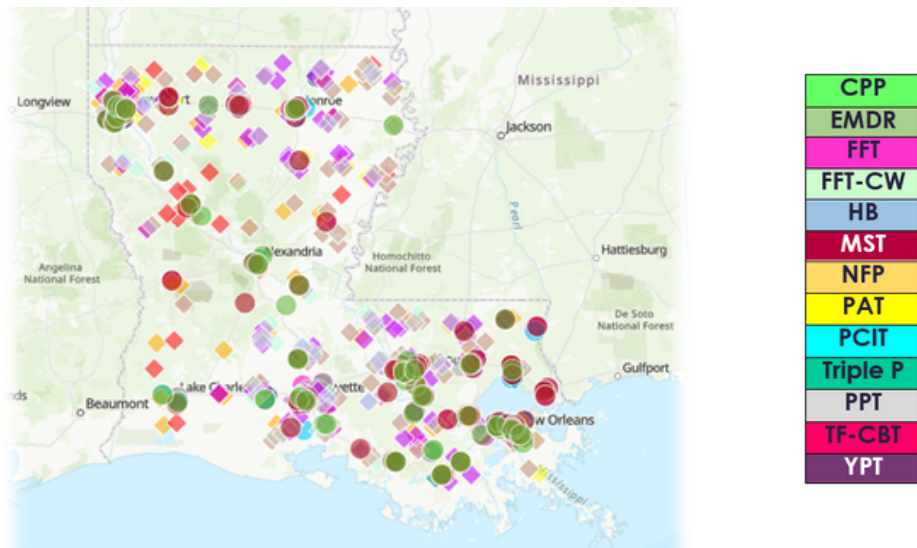
2006



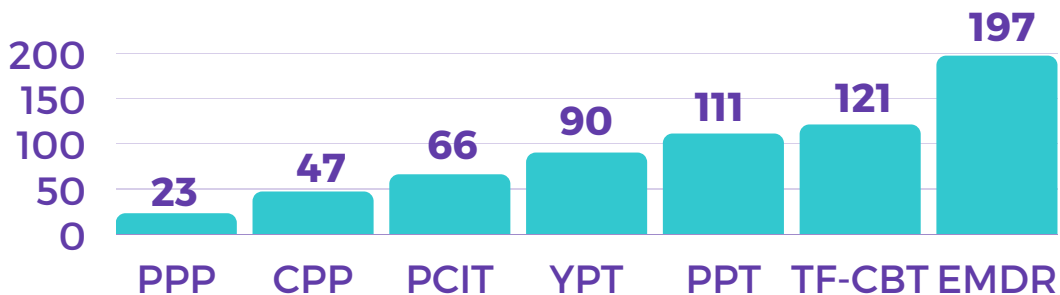
2019



2022



2021 to 2022 EBP % Growth Per EBP



HIGHLIGHTS OF 2022

EBP TRAINING OVERVIEW DATA

The Center's certified, in-state trainers provide courses in **Youth PTSD Treatment (YPT)**, **Preschool PTSD Treatment (PPT)**, **Trauma-Focused Cognitive Behavioral Therapy (TF-CBT)**, **Parent-Child Interaction Therapy (PCIT)** and **Eye Movement Desensitization and Reprocessing (EMDR)**. Each new training cohort is recruited through a Request for Applications (RFA) process. Accepted trainees are selected according to their qualifications, availability to successfully complete the course, and their access to resources to the implement services.

351

Agencies representing

617

Clinicians **applying** for trainings.

175

Agencies representing

278

New EBP practitioners **participated in training.**



7

New **EBP training** cohorts initiated:

- EMDR - 2 cohorts
- TF-CBT - 2 cohorts
- PCIT - 2 cohorts
- PPT/YPT - 1 cohort

2

New **Research-Informed Practice** cohorts initiated:

- Family Interaction Training (FIT)
- Human Trafficking (HT) Intervention



HIGHLIGHTS OF 2022

EBP TRAINING OVERVIEW DATA

Overall Growth in Agencies and Providers

+165%

Agencies trained in EBPs

+113%

Providers trained in EBPs



EBP Growth in Agencies

+33%

in EMDR-trained agencies

+6%

in TF-CBT-trained agencies

+14%

in PCIT-trained agencies

Amount of CEUs Administered

278

CEU Certificates Administered

5,527

CEU Hours Administered



Informational Webinar Data

618

Attendees participated in Informational Webinars

290

Attendees received 290 CEU certificates

Informational Webinar Topics

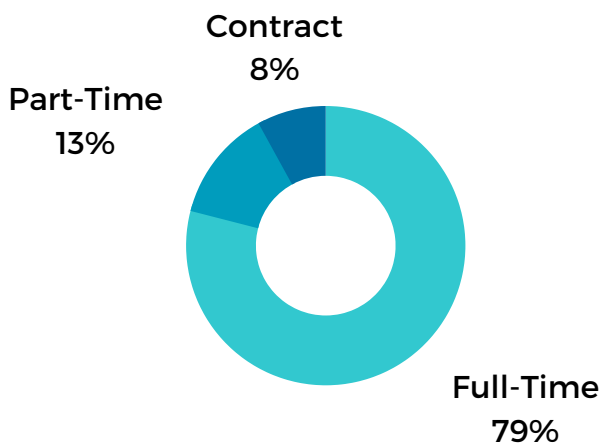
- TF-CBT
- PCIT
- PPT/YPT
- CPP
- EMDR
- FIT
- Implementation Science

EBP PROVIDER DATA

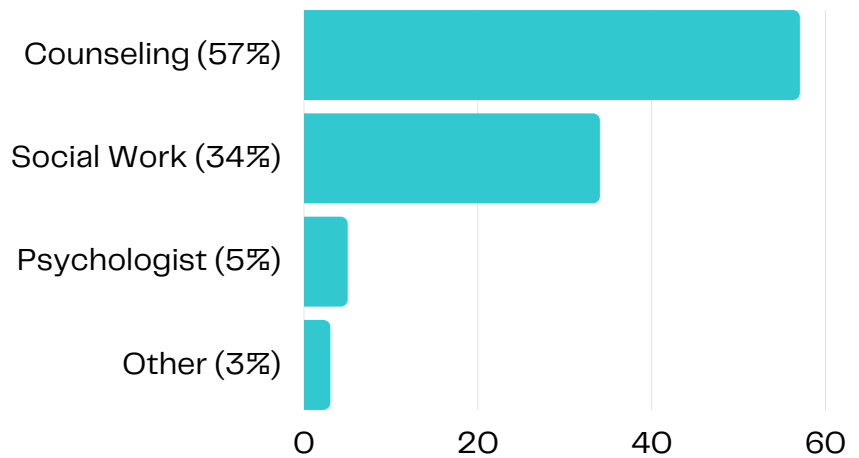
EMDR PROVIDER OVERVIEW

This year, the Center **redesigned demographic data collection on trainees** to better capture critical variables to understand who succeeds more in training completion and areas we can further develop to limit attrition. The outcome of that data is shown in the following EBP-specific graphics.

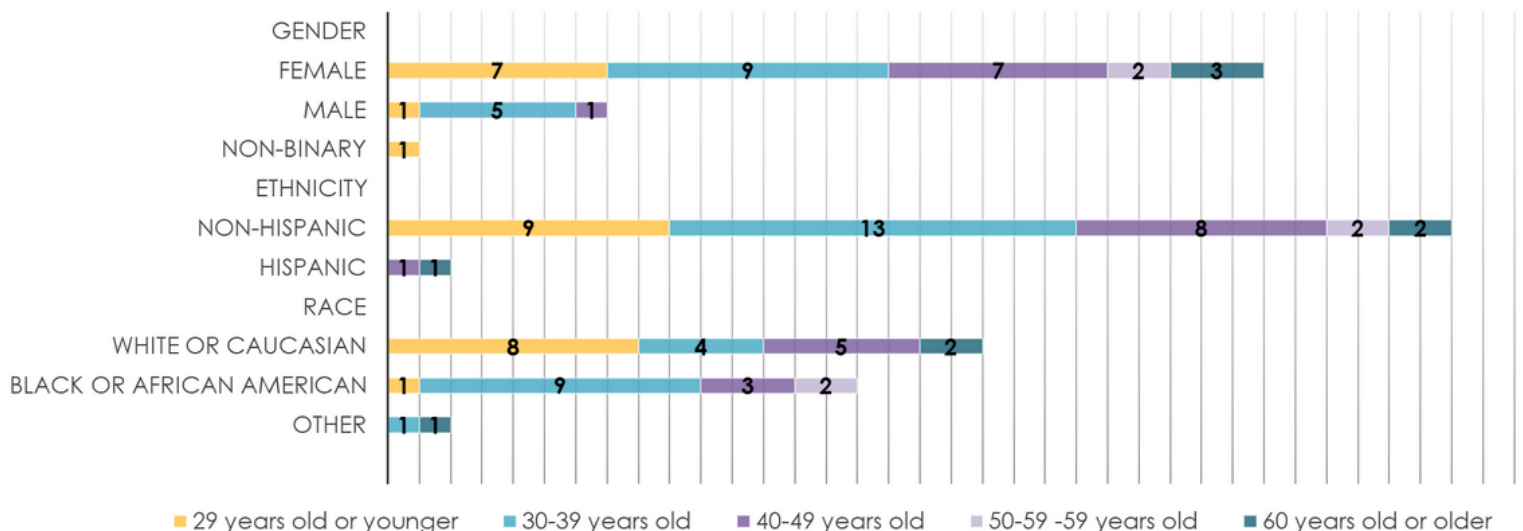
EMDR Provider Employment Status (%) Both 2022 Cohorts



EMDR License Type (%) Both 2022 Cohorts



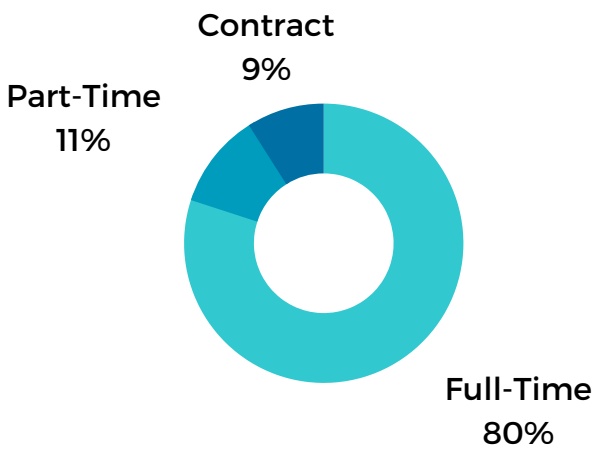
EMDR Demographic Overview by Age Fall 2022 Cohort Only, N=36



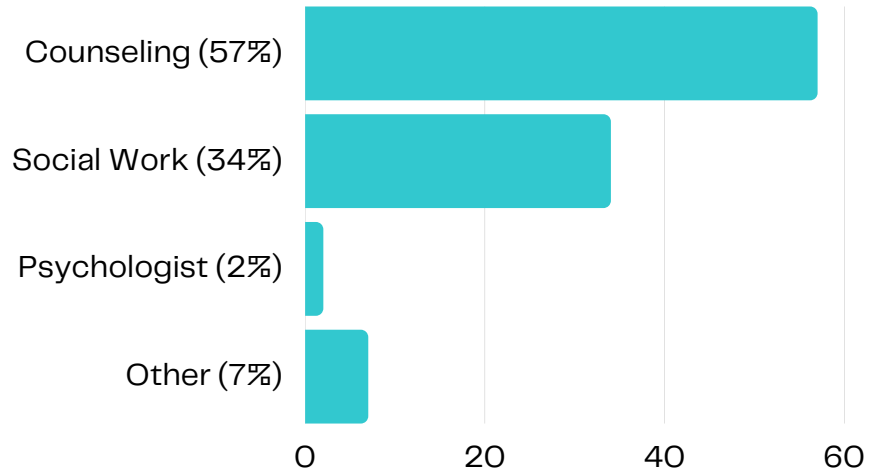
EBP PROVIDER DATA

TF-CBT PROVIDER OVERVIEW

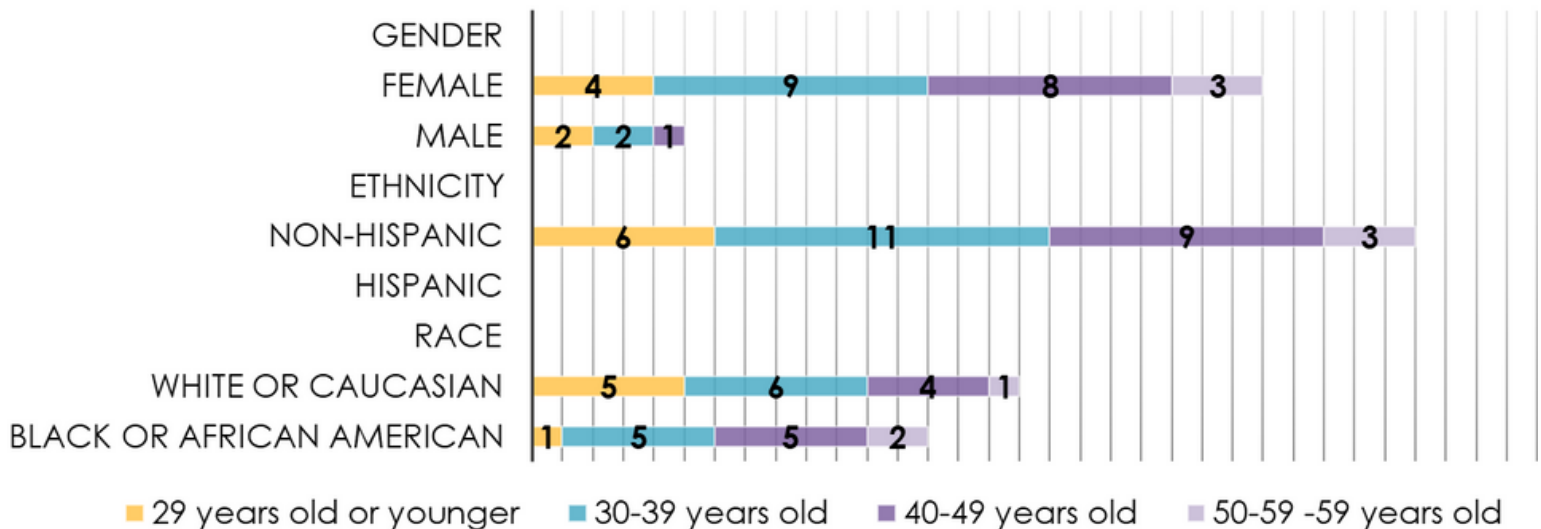
TF-CBT Provider Employment Status (%) Both 2022 Cohorts



TF-CBT License Type (%) Both 2022 Cohorts



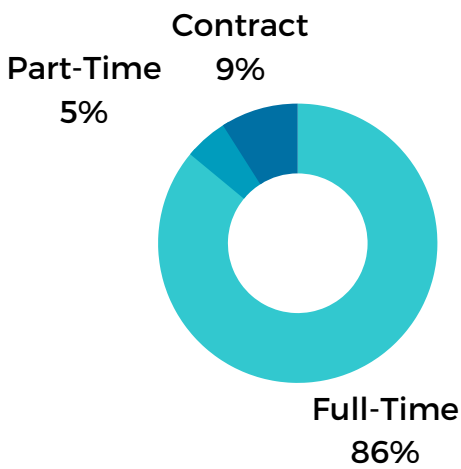
TF-CBT Demographic Overview by Age Fall 2022 Cohort Only, N=29



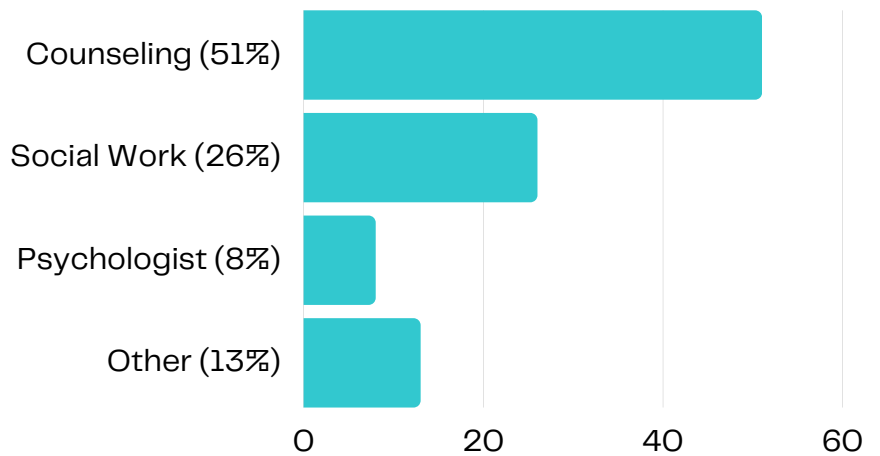
EBP PROVIDER DATA

PCIT AND PPT/YPT PROVIDER OVERVIEW

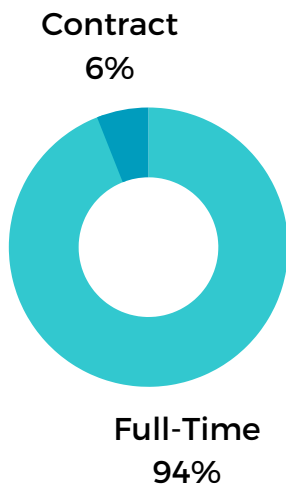
PCIT Provider Employment Status (%) Both 2022 Cohorts



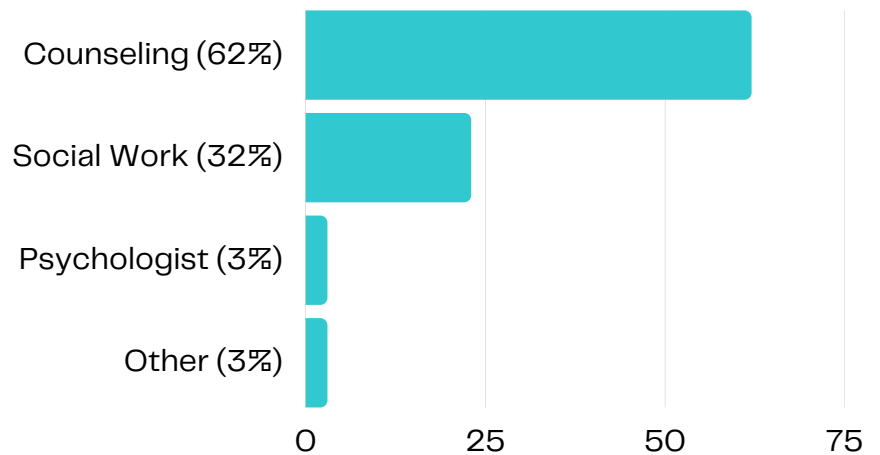
PCIT License Type (%) Both 2022 Cohorts



PPT/YPT Provider Employment Status (%) Both 2022 Cohorts



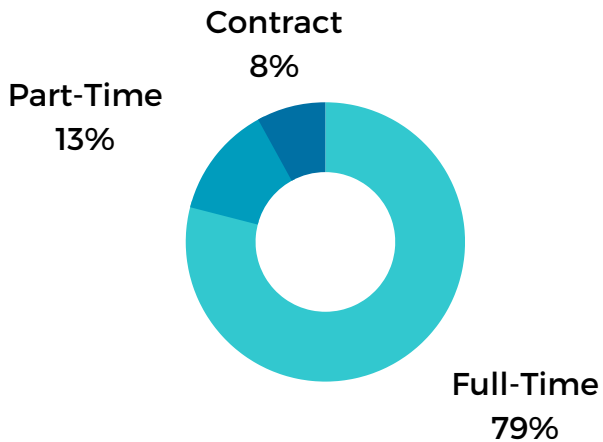
PPT/YPT License Type (%) Both 2022 Cohorts



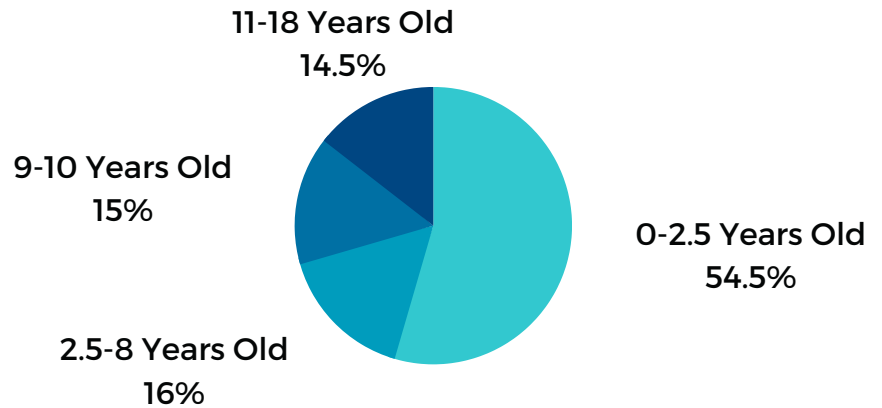
RESEARCH INFORMED PRACTICE PROVIDER DATA

FAMILY INTERACTION TRAINING (FIT)

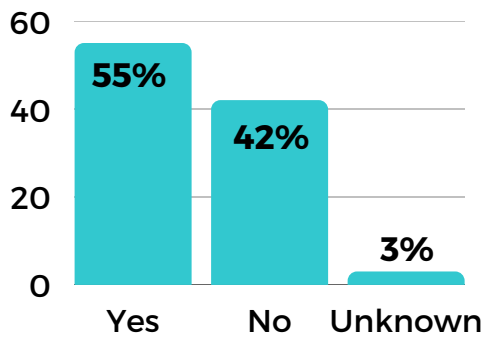
FIT Provider Employment Status (%)



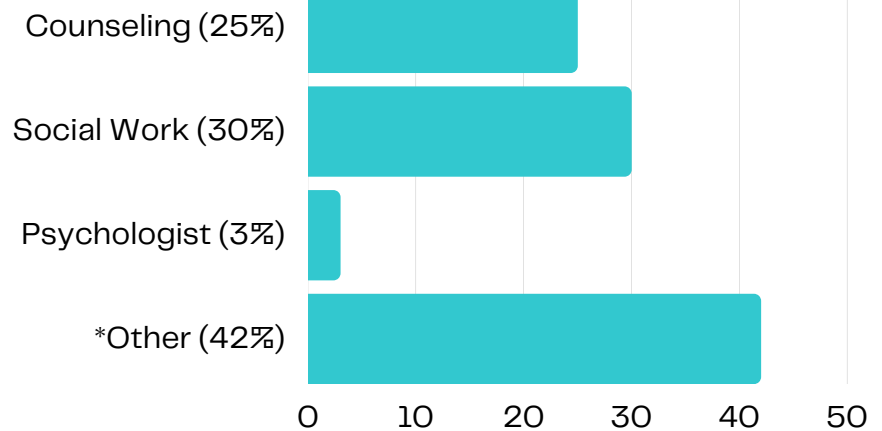
FIT Provider Population Served (%)



FIT Louisiana Medicaid Provider (%)

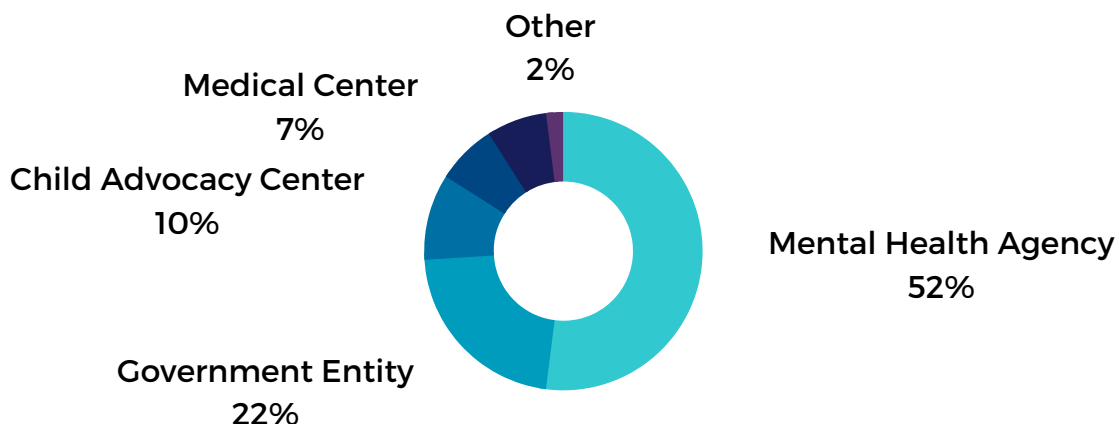


*FIT License Type (%)



*FIT does not require licensure (i.e. childcare workers, family advocates, parent educators, etc)

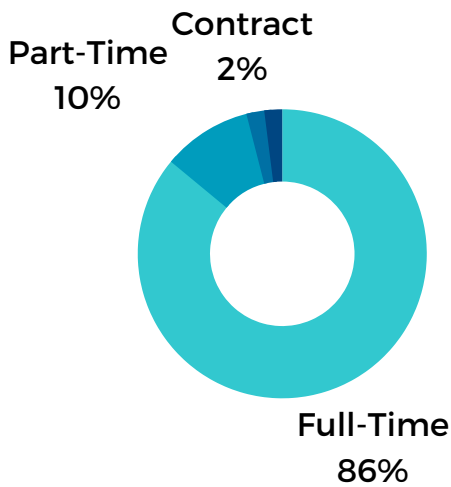
FIT Agency Type (%)



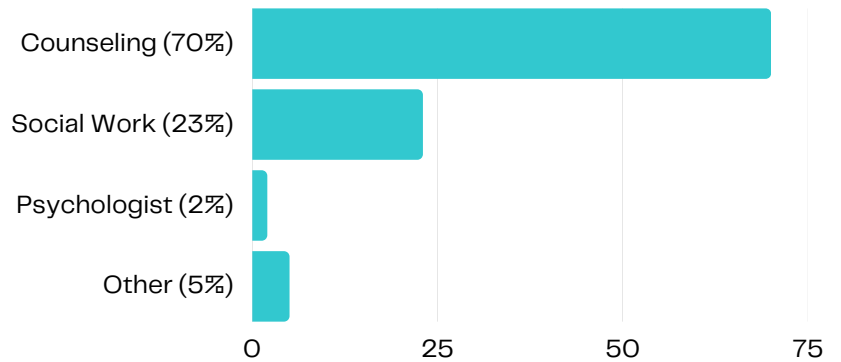
RESEARCH INFORMED PRACTICE PROVIDER DATA

HUMAN TRAFFICKING (HT) INTERVENTION

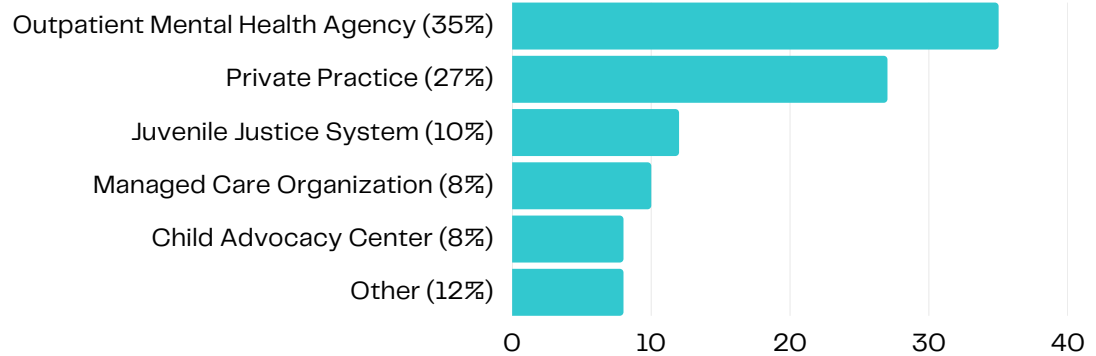
HT Provider Employment Status (%)



HT License Type (%)

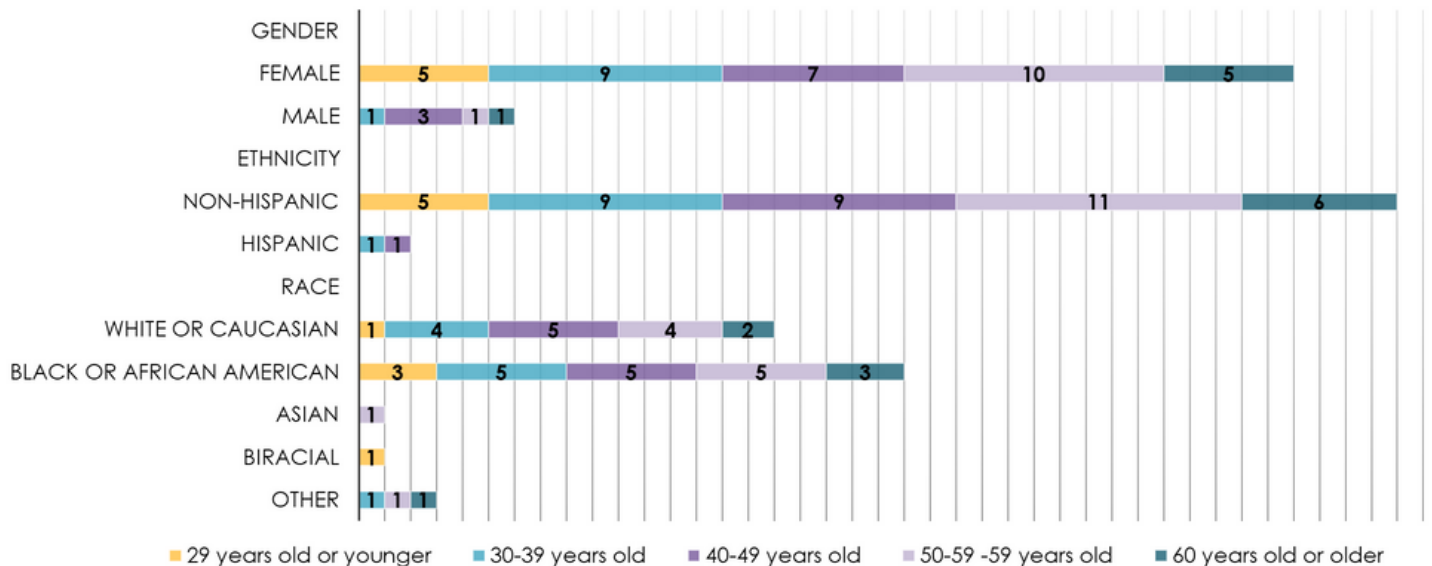


HT Current Work Setting (%)



HT Demographic Overview by Age

Online Training, N=42



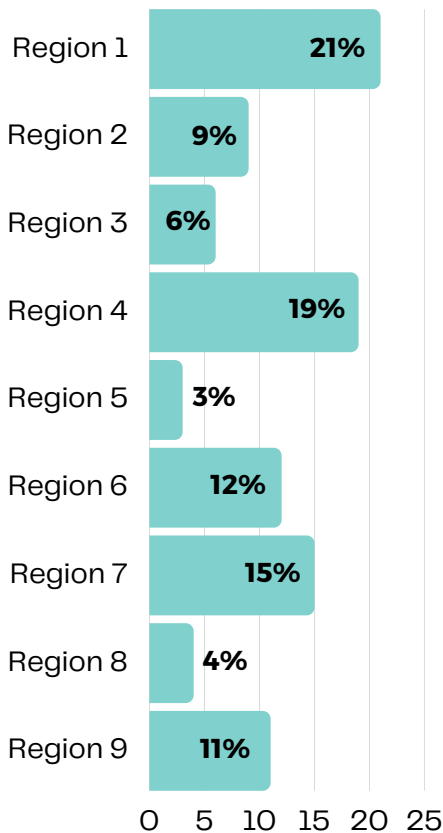
EBP PROVIDER DATA

LA STATE REGION OVERVIEW

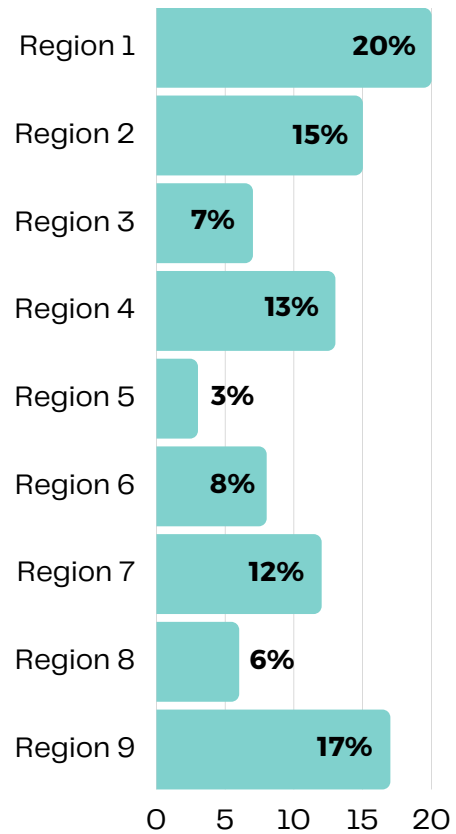
Louisiana Regions by Parish

| | |
|-----------------|---|
| Region 1 | Jefferson, Orleans, Plaquemines, St. Bernard |
| Region 2 | Ascension, East Baton Rouge, East Feliciana, Iberville, Point Coupee, West Baton Rouge, West Feliciana |
| Region 3 | Assumption, Lafourche, St Charles, St. James, St. John, St. Mary, Terrebonne |
| Region 4 | Acadia, Evangeline, Iberia, Lafayette, St. Landry, St. Martin, Vermillion |
| Region 5 | Allen, Beauregard, Calcasieu, Cameron, Jefferson Davis |
| Region 6 | Avoyelles, Catahoula, Concordia, Grant, LaSalle, Rapides, Vernon, Winn |
| Region 7 | Bienville, Bossier, Caddo, Claiborne, DeSoto, Natchitoches, Red River, Sabine, Webster |
| Region 8 | Caldwell, East Carroll, Franklin, Jackson, Lincoln, Madison, Morehouse, Ouachita, Richland, Tensas, Union, West Carroll |
| Region 9 | Livingston, St. Helena, St. Tammany, Tangipahoa, Washington |

Overall EBP Region Breakdown (%)



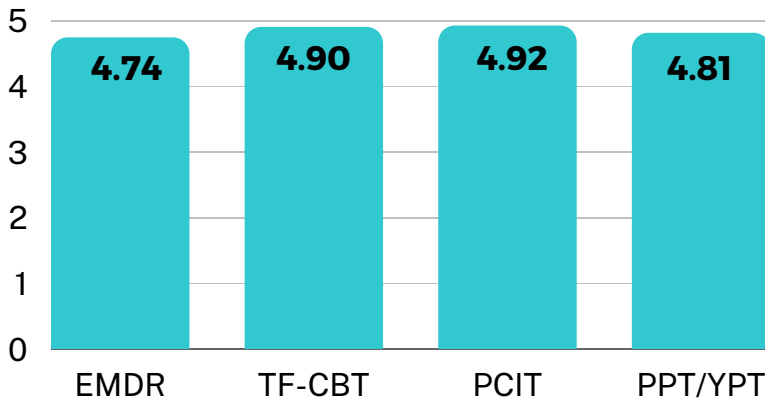
Overall Research-Informed Practices Region Breakdown (%)



TRAINING EVALUATIONS

EBP TRAINING EXPERIENCE

Overall EBP Learning & Training Experience (%) (Survey Rating Scale: 1-5)



I would like for all of my staff to be able to get this opportunity.

--EMDR Trainee

I thoroughly enjoyed this entire session. What I loved most was how detailed and easy learning was to comprehend trauma with kids.

--PPT/YPT Trainee

I can't wait to help a family that I am already seeing. Mom is exhausted from trying to mold her son's behavior. These new PRIDE skills and timeout sequence is just what she needs. Thank you!

--PCIT Trainee

TRAINING EVALUATIONS

RESEARCH-INFORMED TRAINING EXPERIENCE

Overall Research-Informed Learning & Training Experience (%) (Survey Rating Scale: 1-5)



The facilitators were organized, prepared, and answered questions efficiently and effectively. Provided research and data to demonstrate the evidence behind the data that is being shared with the team.

--FIT Trainee



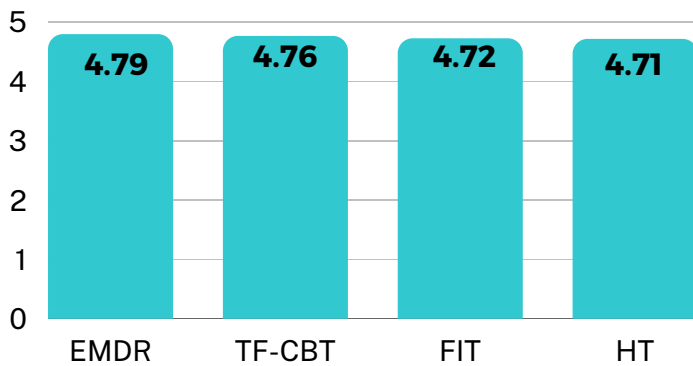
I am now aware to be aware of different warning signs on how to notice human trafficking. Also, how to go by with helping the person with trauma.

--HT Trainee

TRAINING EVALUATIONS

WEBINAR LEARNING EXPERIENCE

Overall Webinar Learning Experience (%) (Survey Rating Scale: 1-5)



I am grateful with being provided information I can use to future my learning as well as teaching skills to parents

--FIT Webinar Participant

One takeaway is that EMDR works well in conjunction with other therapies, like CBT. That was new to me, and even if I don't take this training, I can absolutely recommend it to clients.

--EMDR Webinar Participant

This growing problem is being addressed in the state of Louisiana by training clinicians to have understanding of the signs of trafficking.

--HT Webinar Participant

CENTER COMMUNICATIONS OUTREACH OVERVIEW

The Center's website, email campaigns, and social media are central points of communication with providers and stakeholders. Data shows the Center continues to increase its reach to larger audiences through multiple outreach methods.

MailChimp Communications



- 52 MailChimp Campaigns, a 41% increase compared to last year
- 4,509 EBP MailChimp subscribers, a 42% increase compared to last year

Website Analytics

- 165,842 page views, a 385% increase compared to last year
- Session activity increased by 204%
- Average session duration increased by 85%
- 58% increase in new visitors to the website
- Reorganization and clarity of website content to enable user-friendly access for new visitors




E2P Learn Platform Analytics

- Contains 14 EBP Courses that are free and accessible to the public
- Serves 527 registered EBP users, a 9% increase compared to last year

Social Media Outreach


- 363 Facebook Page visits, a 32% increase compared to last year
- 110 Facebook Followers, a 30% increase compared to last year



CAPACITY & SUSTAINABILITY FUNDING OPPORTUNITY

The Center **completed the EBP Capacity and Sustainability (C&S) initiative** awarded \$167,500 to providers who achieved EBP qualifications, integrated EBP tracking codes within claims processes, and demonstrated delivery of EBP services.

C&S Participant Overview

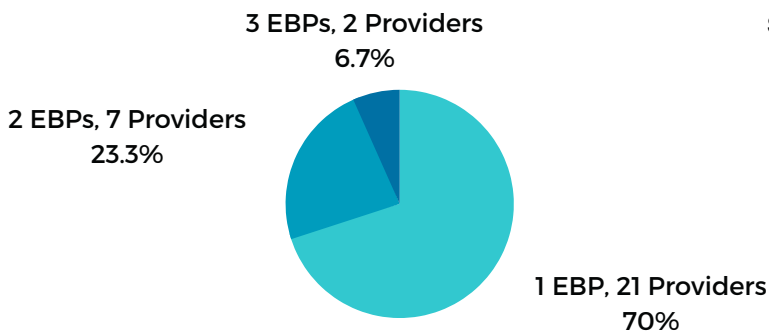


25 entities completed the C&S funding expectations:

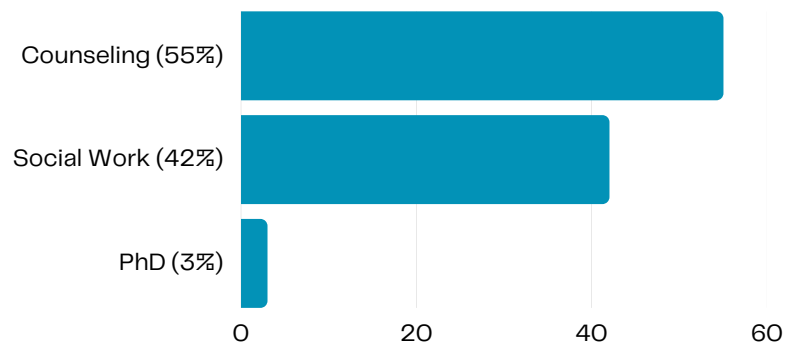
- 22 independent practitioners
- 3 agencies

Clinician Qualified in 1 or More EBPs

N=30



Provider License Type (%)



I would recommend this type of funding opportunity to other EBP providers because it brings awareness to all of the hard work, training, and experience that professionals within this field are utilizing.

--C&S Program Participant




96% of the C&S participants would **recommend this type of funding opportunity**

CAPACITY & SUSTAINABILITY

FUNDING OPPORTUNITY

Financial Impact



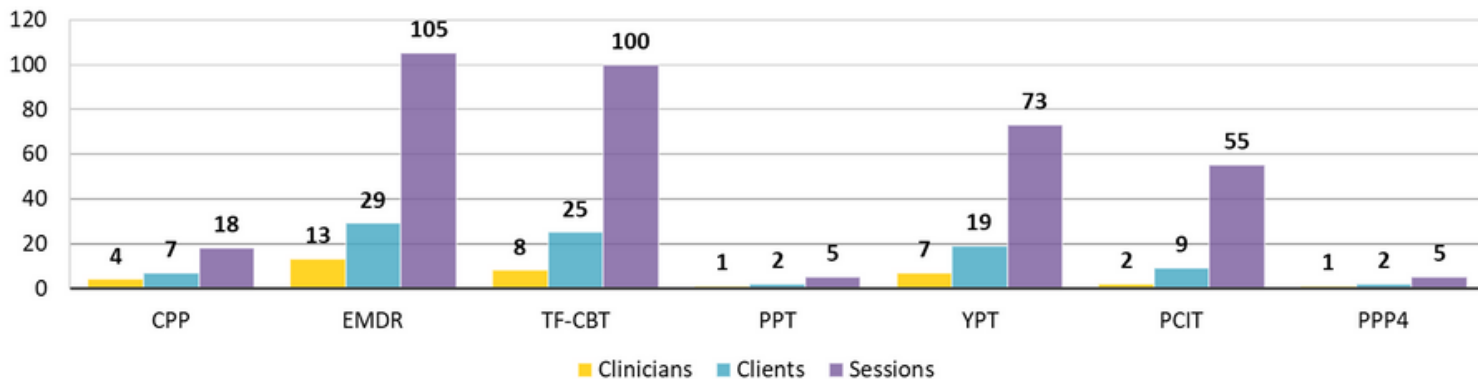
30 providers were provided additional funding:

- 16 providers were awarded funding
- 14 were awarded a bonus for their volume of EBP service delivery

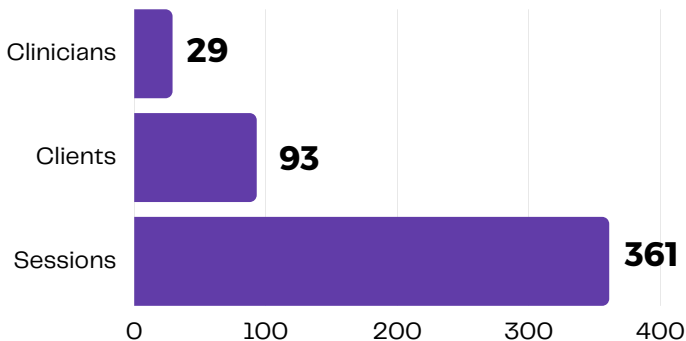
Participant Survey Feedback

- Funding encouraged the continued delivery of EBPs in the Medicaid provider network
- Encouraged providers to continue to learn EBPs
- Provided support and recognition of the time and costs that are associated with these models
- Helped work out the challenges of using the EBP tracking codes

Clinicians, Clients and Sessions by EBP



C&S Claims Data



A lot of providers either quit or change their course of action because of the expenses related to EBP practice. This funding opportunity provides the opportunity for providers to participate in trainings and receive some extra much-needed support.

--C&S Program Participant

UPCOMING TRAINING OPPORTUNITIES

NEW OPPORTUNITIES

ADVANCED HUMAN
TRAFFICKING
INTERVENTION TRAINING

Child-Parent
Psychotherapy (CPP)

INTRODUCTION TO TRAUMA:
THEORY, DIAGNOSIS AND
TREATMENT TRAINING

Positive Parenting
Program (Triple P)

LGBTQ+
TRANSFORMATION
TRANSFER INITIATIVE
TRAINING

CONTINUED OPPORTUNITIES

Parent-Child Interaction
Therapy (PCIT)

TRAUMA-FOCUSED
COGNITIVE BEHAVIORAL
THERAPY (TF-CBT)

Eye Movement
Desensitization and
Reprocessing (EMDR)

PRESCHOOL/YOUTH
PTSD TREATMENT
(PPT/YPT)

INTRODUCTORY HUMAN
TRAFFICKING
INTERVENTION TRAINING

REPORTS, PUBLICATIONS & PRESENTATIONS

EBP Reports & Publications

1. Singh, S., Fenton, A., Bumbarger, B., Beiter, K., Simpson, L., Thornton, M. & Phillippi, S. (2022). Transitioning behavioral healthcare in Louisiana through the COVID-19 pandemic: Policy and practice innovations to sustain telehealth expansion. *Journal of Technology in Behavioral Science*. 7, 296-306.
2. Willandra, W, Singh, S, Bumbarger, B & Phillippi, S. (2022). Study Brief: Patterns in Medicaid Behavioral Health Client and Provider Data in Louisiana Amidst COVID-19, and other Natural Disasters. Louisiana State University Health Sciences Center School of Public Health's Center for Evidence to Practice. New Orleans, La.
3. The Center also released its 2022 Mid-Year Report on progress which is the 6-month precursor to this annual report.

EBP Presentations

1. Phillippi, S. (March 2022). Invited presentation. Substance Abuse: Screening and Treatment Options for Teens. 41st Louisiana Governor's Conference on Juvenile Justice. New Orleans, LA.
2. Phillippi, S. (April 2022). Plenary. Youth at Risk: Sad Kid, Bad Kid, Mad Kid...It's All About Perspective. Louisiana Trust Fund invited statewide presentation. (Online virtual training).
3. Phillippi, S. (April 2022). Plenary. Prevention Strategies: Understanding Youth at Risk: Sad Kid, Bad Kid, Mad Kid...It's all About Perspective. Louisiana School Behavioral Health Association. (Online virtual training).
4. Phillippi, S. (May 2022). Invited Presentation. Motivational Interviewing as a Tool to Enhance FINS Practice. Baton Rouge, LA.
5. Phillippi, S. (Oct 2022). Opening Plenary. You are Only Human: Trauma, Fatigue and Courts...the Unintended Consequences of Being Good at What You Do. 2022 LADSC (La Drug and Specialty Court) Conference. New Orleans, Louisiana.
6. Phillippi, S. (Nov 2022). Invited presentation. Adolescent Brain Development... It Might Change Your Perspective. Together We Can Conference. Online virtual. Louisiana.
7. Grover, G., Phillippi, S., Nelson, C. (Nov 2022). Panel presentation. Crossover Youth: Juvenile Justice & Child Welfare System Involved Youth. Together We Can Conference. Online virtual. Louisiana.
8. Blitz, C., Bumbarger, B., et al., Weaver, C. (Sept 2022). Pre Conference Panel. Developing comprehensive infrastructure to support evidence-based practice implementation and sustainability: Preparing guidance for providers, intermediaries, policymakers, and funders. SIRC Nat'l Conference. San Diego, CA.
9. Roppolo, R., Aldridge, W., Brown, J., Bumbarger, B., Boothroyd, R., Phillippi, S. & Ramaswamy, R. (Sept 2022). Panel Presentation. Mechanisms of change within external implementation support: A conceptual model and applied case examples. SIRC Nat'l Conference. San Diego, CA.
10. Blitz, C & Bumbarger B. (2022). Plenary. Practitioner Network of Expertise Implementation Infrastructure Initiative. SIRC Nat'l Conference. San Diego, CA.

ACKNOWLEDGEMENTS

The Center's partnership with OBH and Medicaid is invaluable to sustain the delivery of behavioral health EBP services, expand the capacity of EBP-trained practitioners, increase access to EBP services, and examine improved utilization to better serve Medicaid enrolled youth and families throughout Louisiana. Our team looks forward to this continued partnership.



Authors and recommended citation for this report:

Staples, L., Rubin, R., Dupre, B., Gonzalez, G., Whiting, W., Henning, J., S., Singh, Phillippi, S. (2023) Center for Evidence to Practice: 2022 Annual Report. Louisiana State University Health Sciences Center- School of Public Health. New Orleans, LA.

