



2023

ANNUAL REPORT

**THE SCHOOL OF PUBLIC HEALTH
CENTER FOR EVIDENCE TO PRACTICE**

*Prepared for the Louisiana Department of
Health - Office of Behavioral Health*

JANUARY - DECEMBER 2023




-  EvidenceToPractice@lsuhsc.edu
-  LAEvidenceToPractice.com
-  [@LACenterforE2P](https://www.facebook.com/LACenterforE2P)

Table of Contents

- 03** *Vision, Mission, & Values*
- 04** *Words from the Director*
- 05** *2023 Strategic Planning*
- 06** *2023 Overall Center Impact*
- 07** *EBP Provider Map*
- 08** *2023 EBP Training Figures*
- 09** *2023 Research-Informed Training Figures*
- 10** *EBP Summary Data*
- 11** *Research-Informed Summary Data*
- 12** *Training Evaluation Feedback*
- 13** *2023 Year in Review: CEs Distributed*
- 14** *Implementation Practice*
- 15** *Stakeholder & Partner Collaboration*
- 16** *Outreach & Communications*
- 17** *Publications & Presentations*
- 18** *Looking Ahead to 2024*
- 19** *Appendix Data Overview*
- 68** *Acknowledgements*

VISION

At the Center for Evidence to Practice we envision a Louisiana where all individuals have access to a high quality, responsive and effective behavioral health system delivered by a well-trained workforce.

MISSION

We achieve this through the Center's mission to support Louisiana and its agencies, organizations, communities, and providers in the selection and implementation of research-driven behavioral health interventions while understanding and helping to address challenges related to sustaining quality practice that promotes well-being and improves outcomes.

VALUES

To do this work, the Center's core beliefs and principles include being:

- Collaborative;
- Strengths-based;
- Community-oriented;
- Solution-focused;
- Responsive;
- Data driven to inform decisions; and
- Excellent in communicating and supporting our partners

Highlights from our Work

The Center for Evidence to Practice (the Center) was created in 2018 to increase statewide access to evidence-based programs (EBPs) that address key behavioral health needs for Medicaid-insured children and families in Louisiana. These efforts are accomplished in collaboration with the Office of Behavioral Health (OBH) and Louisiana Medicaid. In 2023 we partnered with OBH, Managed Care Organizations, children's behavioral health providers, organizations, and communities to select and implement evidence-based and research-driven models that promote youth and family well-being, improve behavioral health outcomes, and address challenges related to sustaining quality practice.

Highlights of the Center's progress and accomplishments in 2023 include:

- **1,365 professionals** from the Louisiana behavioral health workforce participated in training across **20 cohorts**.
- **5 different EBPs**, in strategic agreement with OBH, were the primary focus of many of these training efforts (e.g., **EMDR, TF-CBT, CPP, PPT/YPT, and PCIT**)
- **110 new EBP points added to the map** tracking EBP-trained practitioners (see our interactive map for details <https://laevidencetopractice.com/interactivemap/>)
- **971 continuing education certificates** of professional development were issued to training participants
- **5,500 hours** of professional education for clinicians to maintain licensing requirements.
- **81%** of EBP trainees rated their experience **5 out of 5**
- **75%** of Research-Informed trainees rated their experience **5 out of 5**

Clinicians have noted that they, *“loved the hands-on interactions and opportunities to participate within the group...” “...(this) can help me help my clients process trauma and obtain real results.”*

The Center's partnership with OBH and Medicaid is invaluable to sustain the delivery of behavioral health EBP services, expand the capacity of EBP-trained practitioners, increase access to EBP services, and examine improved utilization to better serve Medicaid-enrolled youth and families throughout Louisiana. Our team looks forward to this continued partnership.

Sincerely,



Dr. Stephen Phillippi, PhD, LCSW
Director of the Center for Evidence to Practice
Louisiana State University Health Sciences Center
School of Public Health

Vision Setting

The Center for Evidence to Practice has a unique role within the Louisiana behavioral health system, as a support to direct service providers, an intermediary between policy, research, and practice, and a convener for collaboration across the systems and contexts that influence service delivery.

Over the past five years, the Center has developed expertise in coordinating the delivery of training and consultation for evidence-based and research-informed practices. The Center has conducted outreach and engaged behavioral health practitioners across the state and developed strong partnerships with Evidence-Based Practice (EBP) and crisis system experts and trainers. The Center now offers dozens of training sessions on various topics meeting the needs of special populations, and evidence-based practices to multiple training cohorts each year. The development and progression of strategic planning is at a pivotal point as we work to consider the future of the Center's work and the impact it can have within Louisiana's behavioral health system.

In May 2023, the Center met with the Louisiana Department of Health-Office of Behavioral Health (LDH-OBH) to update the mission, vision, and values the Center will hold moving forward. The team identified key priorities to support ongoing growth and sustainability of evidence-based services in Louisiana including, continuing to offer high-quality training, understanding and responding to the system and workforce needs, and effectively using data to inform Center's activities. The outcomes from that meeting will influence the work for years to come. This annual report highlights the accomplishments of the Center in 2023 and the start of strategically impacting the future of Louisiana's mental health providers.



2023 Overall Center Impact

Throughout 2023, the Center has had a significant influence on the Behavioral Health workforce by the amount of EBP trainings we offer and the number of clinicians we have touched. Below is a snapshot of 2023 to see our overall impact.

of **EBP Webinar Attendees**

191

EBP Webinar Attendees

of **Research-Informed Webinar Attendees**

209

Research-Informed Webinar Attendees

of **EBP Training Cohorts**

8

EBP Training Cohorts

of **Research-Informed Training Cohorts**

12

Research-Informed Training Cohorts

of **Clinicians who Received EBP Trainings**

325

Clinicians who Received EBP Training

of **Clinicians who Received Research-Informed Trainings**

1,039

Clinicians who Received Research-Informed Training

of **Additional E2P Learn Users THIS YEAR**

173

**NEW* E2P Learn Users*

of **Additional EBP Map Listings THIS YEAR**

110

**NEW* EBP Map Additions*

of **EBP MailChimp Email Campaigns**

90

MailChimp Email Campaigns

of **MailChimp Subscribers**

3,521

MailChimp Subscribers

EBP Provider Map

On our [EBP Map Webpage](#), the Center has a publicly available database of agencies that provide EBP services within Louisiana. The Center continually works to improve this information accessible to the community and providers. Since it was created in 2019, it originally listed 238 providers providing EBP services within Louisiana. **By the end of 2023, 1,196 providers will be providing EBP services to Medicaid children and families within Louisiana, an over 400% increase within the past four years.**

EBP Agency Map Growth

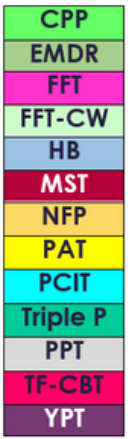
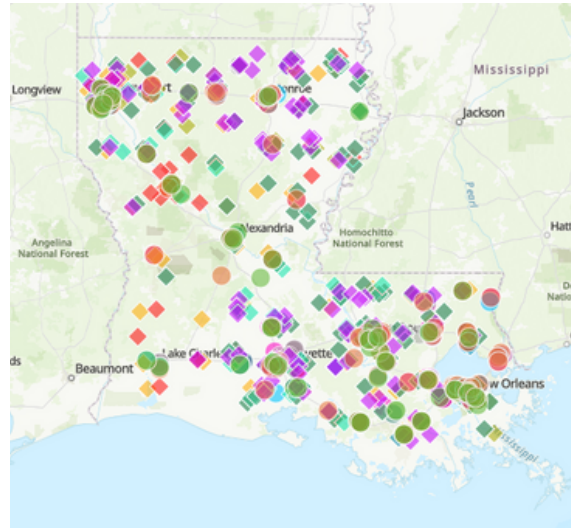
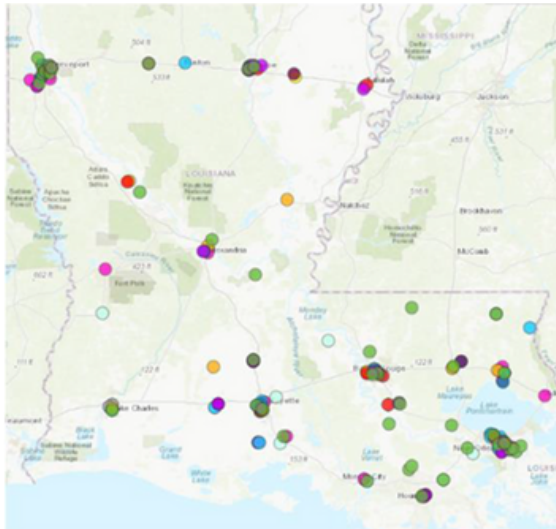


Starting in 2023, the Center provided quarterly and strategic outreach to our mailing audiences to ensure map accuracy as well as those who completed all EBP training components. This resulted in documented increases in the number of EBP-trained providers in Louisiana. Throughout 2023, our EBP map had an increase of **110 additions** than the previous year.

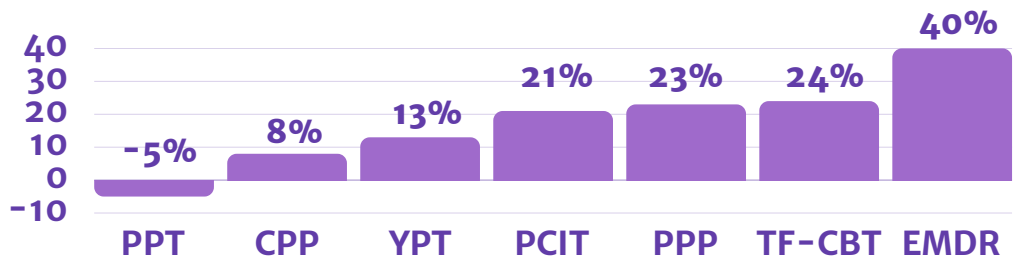
The maps below illustrate the progress between 2019 (238 providers) and 2023 (1,196 providers). The graph below illustrates the percentage increase for each EBP within 2023. The largest increases were for EMDR and TF-CBT which had several recent training cohorts. A small number of PPT certified providers left their agency and resulted in a negative growth from PPT.

2019

2023



2022 to 2023 EBP % Increase Per EBP



2023 EBP Training Figures

For these EBP training opportunities, the Center was selective in the application process to ensure success of the clinicians. Additionally, each EBP requires multiple days of training as well as monthly consultation calls that result in anywhere from six (6) months to twenty-four (24) months of a commitment in training. All leading to the accessibility to apply for certification upon completion of all training components.

EMDR

Eye Movement Desensitization & Reprocessing (EMDR) is an effective therapy to help youth manage negative thoughts and feelings related to a traumatic experience. During EMDR therapy, the patient is conditioned using eye movements, tones, or taps while focusing on the traumatic experience and any negative thoughts or body sensations. Youth learn to replace negative thoughts and feelings with positive ones.

Amount Trained

77

EMDR Trainees

TF-CBT

Trauma-Focused Cognitive Behavioral Therapy (TF-CBT) is a therapy to help traumatized youth manage their thoughts and feelings related to their trauma experience, change inaccurate or unhelpful thoughts, and build skills to relax, control emotions, and improve safety. Gradual exposure is used to desensitize the youth to traumatic memories and trauma reminders.

Amount Trained

24

TF-CBT Trainees

CPP

Child-Parent Psychotherapy (CPP) examines how trauma affects the child-caregiver relationship and the child's development. A central goal is to support and strengthen the caregiver-child relationship, while restoring and protecting the child's mental health.

Amount Trained

17

CPP Trainees

PCIT

Parent-Child Interaction Therapy (PCIT) is a behavioral intervention for children and their parents/caregivers that focuses on decreasing child behavior problems (e.g., defiance, aggression), increasing child social skills and cooperation, and improving the parent-child relationship.

Amount Trained

14

PCIT Trainees

PPT/YPT

Preschool PTSD Treatment (PPT) is a therapy to treat very young children and **Youth PTSD Treatment (YPT)** is a therapy to treat youth with post-traumatic stress disorder (PTSD) and trauma-related symptoms.

Amount Trained

15

PPT/YPT Trainees

2023 Research-Informed Training Figures

For these Research-Informed training opportunities, these did not undergo as rigorous selection process. Although, they were more specific opportunities for practitioners to help support the implementation of the current EBP models they are utilizing. Each of the training opportunities themselves were shorter in length. Upon completion, participants could utilize these research-informed best practices with the clients they are serving.

Engaging Youth & Families (EY&F)

The **Engaging Youth and Families** training centered on Mary McKay's research around engaging youth and family involvement in behavioral health services.

Introduction to Trauma

The **Introduction to Trauma** training program's goal was to provide foundational knowledge of trauma theory and implement the trauma model of treatment into the clinician's practice.

Understanding the Impact of Human Trafficking (HT)

The **Understanding the Impact of Human Trafficking** training's objective was to equip Louisiana behavioral health practitioners to work with children and adolescent survivors of human trafficking.

Understanding the Impact of Human Trafficking for MCOs (HT-MCOs)

Understanding the Impact of Human Trafficking for MCOs gave an overview to MCO employees on the impact of human trafficking, and discussed signs and symptoms, at-risk populations, and treatment needs for survivors. It was able to equip them with the knowledge needed to assist families, treatment teams/providers, and child-serving agency representatives.

Working with the LGBTQ+ Population

Working with the LGBTQ+ Population training focused on developing the Medicaid behavioral health provider networks and the Adult Crisis Response Services to improve workforce competencies related to rendering behavioral health services to LGBTQ+ populations.

Amount Trained

19

EY&F Participants

Amount Trained

19

Intro. to Trauma Trainees

Amount Trained

28

HT Trainees

Amount Trained

106

HT-MCOs Trainees

Amount Trained

93

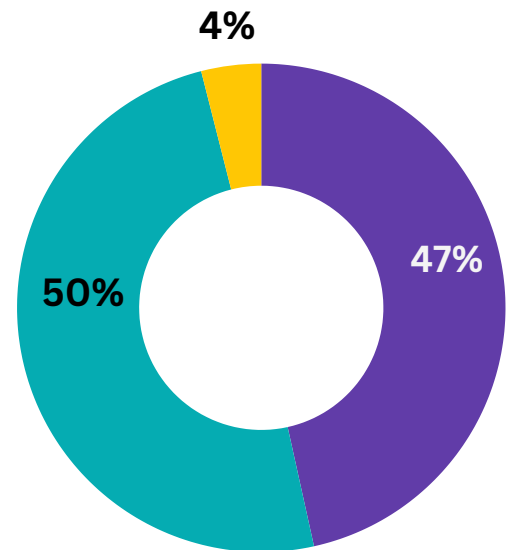
LGBTQ+ Trainees

EBP Demographic Overview

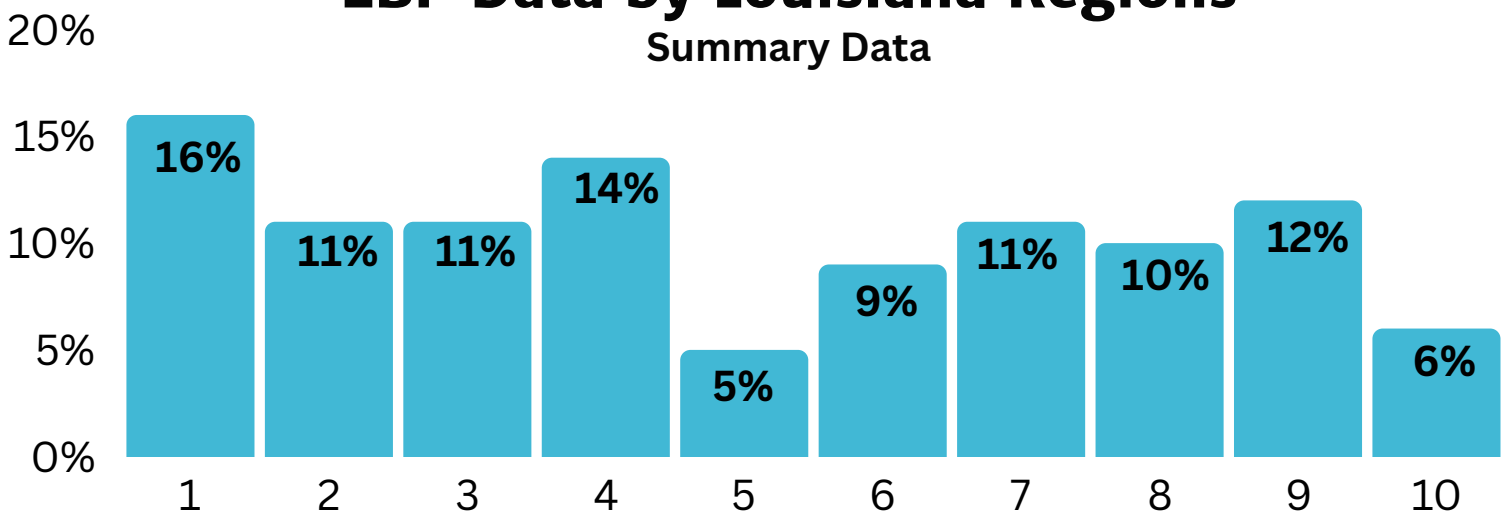
Across all of our EBP trainings, the Center is now collecting professional and demographic data to better understand who the trainings are reaching. In 2023, the majority of participants were from **Mental Health Agencies (53%)**. The profession of trainees were primarily **Counselors (52%)** and the majority worked **Full-Time (84%)**. For EBP opportunities, the Center reaches professionals who are largely **Female** and predominantly **ages 25-44 years old**. They are also racially represented as being largely **Black or African American (50%)**. As well as geographically most represented from **Region 1 (16%)**, however the reach extends fairly evenly across Louisiana. For more EBP demographic data, please review pgs. 21-36 in the Appendix.

EBP Data by Race Summary Data

- White or Caucasian - 47%
- Black or African American - 50%
- Other - 4%



EBP Data by Louisiana Regions Summary Data



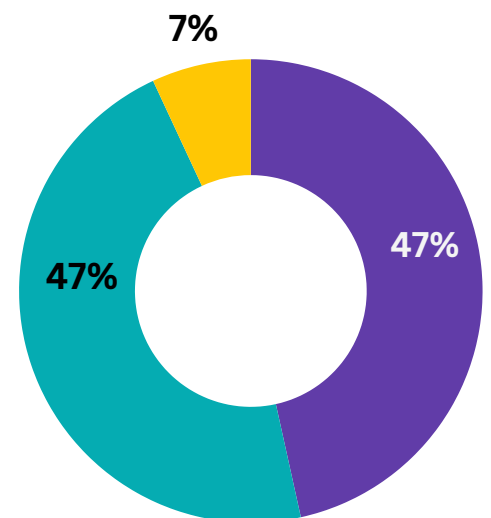
Research-Informed Demographic Overview

Across all of our Research-Informed trainings, the Center is now collecting professional and demographic data to better understand who the trainings are reaching. In 2023, the majority of participants were from **Mental Health Agencies (46%)**. The profession of trainees were primarily **Counselors (55%)** and the majority worked **Full-Time (89%)**. For EBP opportunities, the Center reaches professionals who are largely **Female** and predominantly **ages 30-59 years old**. They are also racially represented as being **White or Caucasian (47%)** and **Black or African American (47%)**, respectively. As well as geographically most represented from **Region 7 (16%)**, however the reach extends fairly evenly across Louisiana. For more research-informed demographic data, please review pgs. 37-47; 60-61 in the Appendix.

Research-Informed Data by Race

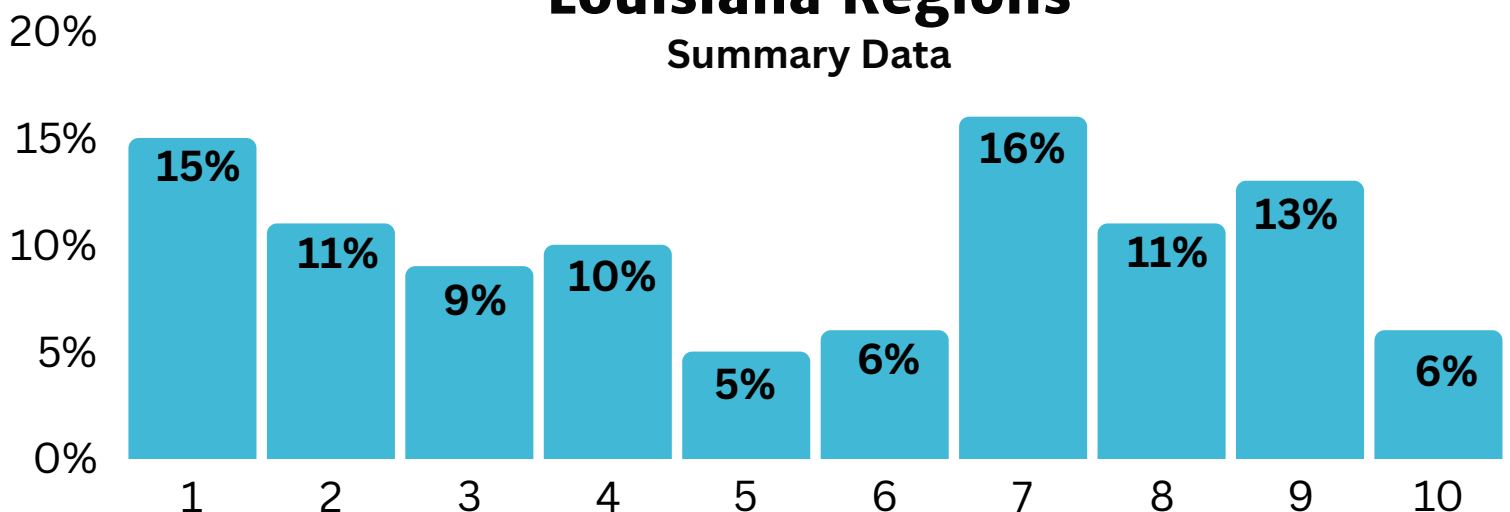
Summary Data

- White or Caucasian - 47%
- Black or African American - 47%
- Other - 7%



Research-Informed Data by Louisiana Regions

Summary Data



EBP TRAINING Evaluation Feedback



Overall satisfaction of the EBP Training Experience was rated at **5 out of 5** by **81%** of the participants. Upon review of the **EMDR Cohort 6 Training feedback (N=39)**, participants **strongly agreed** that the training **provided usable skills to apply (77%)** and was **relevant to their work (77%)**. Upon review of the **EMDR Cohort 7 Training feedback (N=35)**, participants **strongly agreed** that the training was **relevant to their work (84%)**. Upon review of the **CPP EMDR Cohort 3 Training feedback (N=19)**, participants **strongly agreed** that the training **challenged previous knowledge (85%)** and **would recommend to colleagues (85%)**. Upon review of the **TF-CBT Cohort 7 Training feedback (N=26)**, participants **strongly agreed** that the training was **relevant to their work (84%)** and **would recommend to colleagues (84%)**. For more specific training evaluation data, please review pg. 52-54 in the Appendix.

Research-Informed TRAINING Evaluation Feedback



Overall satisfaction of the EBP Training Experience was rated at **5 out of 5** by **75%** of the participants. Upon review of the **Engaging Youth & Families Training feedback (N=21)**, participants **strongly agreed** that the training was **relevant to their work (76%)**. Upon review of the **Introduction to Trauma Training feedback (N=19)**, participants **strongly agreed** that the training was **relevant to their work (58%)**. Upon review of **Understanding the Impact of Human Trafficking Virtual MCO Training feedback (N=119)**, participants **strongly agreed** that they would **recommend the training to colleagues (82%)**. Upon review of **Understanding the Impact of Human Trafficking In-Person Training Feedback (N=29)**, participants **strongly agreed** that they would **recommend the training to colleagues (76%)**. The LGBTQ+ Training consisted of eight (8) 2-hour training blocks over the course of three months. Upon review of the **LGBTQ+ Training Feedback**, an average of 35 participants attended each session. The majority of participants who attended 7 out of 8 sessions, **strongly agreed** that they would **recommend this training to colleagues (92%)**. Additionally, there were three sessions, Sessions 1, 5, and 8, where participants found it be **interactive and engaging (96%)**. Furthermore, session 7 was the only training day where participants also shared that **session provided usable skills (85%)** and **also challenged previous knowledge (85%)**. For more specific research-informed training data, please review pg. 52; 55-56; 62-65 in the Appendix.

2023 Year in Review: CEs Distributed

During the summer of 2023, the **National Board for Certified Counselors (NBCC)** approved the **Center for Evidence to Practice** to become an **NBCC Approved Continuing Education Provider (ACEP)**. Additionally, the Center is an **Approved Organization for Social Work Continuing Education through the Louisiana State Board of Social Work Examiners (LABSWE)**. This has enabled us to provide CE approved hours for social workers and counselors, which helps our provider network in maintaining their licensure requirements.

Webinar Opportunities

11
Opportunities

372
CE Certificates

432
CE Hours

Research-Informed Trainings

12
Trainings

14
Training Sessions

349
CE Certificates

1,044
CE Hours

EBP Trainings

8
Cohorts

11
Training Sessions

250
CE Certificates

4,081
CE Hours

2023 CE Impact

971
CE Certificates

5,557
CE Hours

Financial Support for EBP's Webinar:

Why it Matters and What it Takes to Make it Work Webinar Opportunity

In recognition of the extra time and effort it takes to do EBPs, the EBP Capacity and Sustainability Funding Program was launched in the Fall of 2022 and directed additional funds to Louisiana behavioral health providers offering specific child EBPs in Medicaid-funded outpatient therapy services. The funds supported clinicians in achieving EBP qualifications and integrating EBPs into their billing processes. This webinar took place on **March 16, 2023**, and informed clinicians about the successes and challenges of this effort to provide financial support for EBPs. We had a total of **43 participants** attend this webinar. *Due to the unique nature of this webinar opportunity, E2P did not issue CEUs for attendance, which may have contributed to the low number of evaluation responses (N=8).* The recording is housed on [our website](#) along with our brief that outlines this opportunity in more detail.

This webinar had the most attendance from independent practitioners (38%) and they were mostly represented as social workers (56%). Upon review of the training feedback (N=8), participants most strongly agreed that it was relevant to their work (62%) and they would recommend this to colleagues (62%).

Implementation Practice Webinar Series:

Three (3) Webinar Opportunities on Best Practices



The Center for Evidence to Practice hosted a webinar series on Implementation Science and Practice, led by our consultant and expert in the field, Dr. Ronnie Rubin. This webinar opportunity was open to the E2P team, OBH team, EBP trainers, Implementation team, MCO team, and our MailChimp Listserv. The focus of this opportunity was to ground the E2P team and OBH team in what successful EBP Implementation Practice can look like long-term. This was executed to build an understanding before the E2P Strategic Planning meeting that took place from May 22-24, 2023.

Each of the three (3) webinar opportunities along with their hyperlinked video are below:

1. May 2, 2023 - **Implementation & Intermediary Organizations: Interactive Systems Framework & Implementation Support for Practitioners** - **37 participants**
2. May 12, 2023 - **What Does it Take to Change Practice? Training, Consultation, & Learning Collaborative Models** - **31 participants**
3. May 19, 2023 - **Key Concepts in Implementation: Fidelity, Sustainability, Quality, & Outcomes** - **25 participants**

Due to the unique nature and purpose of this webinar series, E2P did not issue CEUs for attendance and did not request a webinar evaluation following participation. The recording for all three webinars is housed on [our website](#) along with the PowerPoint slides for each presentation.

Stakeholder & Partner Collaboration

The Center makes a concerted effort to engage with the larger community to ensure we are meeting the needs of mental health providers within Louisiana.

Quarterly Implementation Team Meeting



The EBP Implementation team met quarterly in 2023, resulting in an **average attendance of fourteen (14) participants per meeting**. The purpose of these meetings is to stay abreast of what challenges and strengths mental health practitioners are facing in the field. Each meeting discussed current/upcoming training opportunities as well as invited the group to share feedback on Center work. This included a Center SWOT Analysis, Strategic Planning, EBP implementation, ARPA Provider Incentive program, and behavioral health service delivery.

Quarterly MCO Meeting



The Center met with each of the six (6) Managed Care Organizations and the CSoc Contractors quarterly in 2023, resulting in an **average attendance of thirty-one (31) participants per meeting**. The purpose of these meetings is to stay in communication with all the MCOs over the various opportunities that are available to Medicaid providers. Each meeting we provided relevant website updates (i.e. MCO Matrix), E2P Learn Platform course additions, EBP Qualifications Guide updates, EBP reports, and in-person training sponsorship opportunities. We also use this time to ask the MCO feedback on our upcoming Gaps and Needs Analysis as well as components to include in our future Tableau dashboard. We will continue to keep the MCOs updated on the work of the Center and how we can further share these opportunities with their MCO Provider networks.

EBP & Research-Informed Outreach



The Center uses multiple methods of advertisements to engage the larger provider audience of our training opportunities. Based on our outreach data (pg. 66) for the **EBP training opportunities**, the most utilized forms were **E2P Outreach (42%) and Agency Leadership (42%)**. The E2P outreach consists of MailChimp campaigns and direct emails to provider groups. Agency Leadership consists of communication from employers, directors, supervisors, and managers. Based on our outreach data (pg. 66) for the **Research Informed training opportunities**, the most utilized forms of outreach were **Direct Emails (37%) and the E2P MailChimp Listserv (34%)**. Throughout 2023, the Center adjusted the question options on this topic, this would explain the difference in data collection. Moving forward in 2024, the Center will work to improve the outreach efforts to be more strategic for the appropriate audiences. For a more specific overview of outreach data, please review pg. 66 in the Appendix.

Outreach & Communications

Website Analytics



Due to website management and improving accessibility of our resources, we had to make adjustments to our website platform during the summer of 2023. Unfortunately, this adjustment led to the loss of website analytics data for the first eight months of the year. From September 2023-December 2023:

- **14,706 page views**
- **9,611 sessions**
- **7,810 users (within U.S. and globally)**
- **47% engagement rate**

Notably, the greatest increase in sessions and page views occurred between October 2023-November 2023, which coincided with our execution of the DBT webinars and DBT leadership meeting. Starting in 2024, we will do a strategic push to clean up the data that is currently on our EBP map. We will also work to create a new forward facing data system to display our map data as well.

MailChimp Communications



- **90 MailChimp Campaigns, a 73% increase** compared to last year
- **3,172 is the average of successful deliveries *per campaign* - a 20% increase** compared to last year
- **3,521 is the number of current subscribers - a 22% increase** compared to last year.

E2P Learn Platform



- Contains **25 EBP courses - a 92% increase** in course offerings compared to last year
- Currently serves **700 registered EBP users - a 33% increase** in course offerings compared to last year
- Recent NBCC CE credit will be given to all E2P Learn courses regarding EBP training in 2024
- The **most completed E2P Course** for the whole platform is the course, “**Introduction to Eye Movement Desensitization and Reprocessing (EMDR)**”

Social Media Outreach



- **128 Facebook Followers, a 16% increase** compared to last year
- **62 YouTube subscribers, a 19% increase** compared to last year

Publications & Presentations

EBP Publications



Over the past year, the Center has released the following publications to our Center audience:

1. Afaneh, H., Staples, L., & Phillippi, S. (2023). Center for Evidence to Practice. In Celebrating Past, Present, & Future: 20th Anniversary Publication of the LSU Health New Orleans School of Public Health. pp 37-38. Available at <https://www.flipsnack.com/jlpha/final-anniversary-pdf-without-bleed/full-view.html>
2. Staples, L., Rubin, R., Dupre, B., Gonzalez, G., Whiting, W., Henning, J., Singh, S., Phillippi, S. (2023). Center for Evidence to Practice: Evidence Based Practice Workforce & Training Annual Report 2022. Louisiana State University Health Sciences Center- School of Public Health. New Orleans, La.
3. Rubin, R., Staples, L., Singh, S., & Phillippi, S. (2023). Practice Brief: EBP capacity and sustainability funding pilot. Louisiana State University Health Sciences Center- School of Public Health's Center for Evidence to Practice. New Orleans, La. Available at https://laevidencetopractice.com/wp-content/uploads/2023/03/EBP-Capacity-Sustainability-Funding-Pilot_FINAL_03.14.2023_1.pdf
4. Singh, S., Bumbarger, B., Whiting, W. & Phillippi, S. (2023). Study Brief: Utilization patterns of telehealth: New realities in post-COVID children's behavioral health care in Louisiana. Louisiana State University Health Sciences Center- School of Public Health's Center for Evidence to Practice. New Orleans, La. Available at https://laevidencetopractice.com/wp-content/uploads/2023/05/Study-Brief_Telehealth-Utilization-Patterns_final-May-2023.pdf.

EBP Presentations

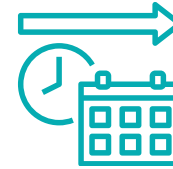


Over the past year, The Center team has presented at various local and national opportunities:

1. Whiting, W, Juneau, S, Fenton, A, Witmeier, K & Phillippi, S. Implementation Science Applied: Expansion of Evidence- Based Programs in Louisiana. LSUHSC School of Public Health Annual Delta Omega Honor's Day, April 2023.
2. Phillippi, S. (2023). Plenary. Brains, Bias, Trauma & Responding. Family Preservation Court Interactive Symposium (sponsored by the Louisiana Supreme Court). Covington, Louisiana.
3. Phillippi, S. (2023) Brains, Bias, Trauma & Responding. Louisiana Governor's Conference on Juvenile Justice. March 22. New Orleans, La
4. Phillippi, S. (2023). Workshop. Substance Use Screening: Implementing SBIRT. Louisiana Families In Need of Services Association Annual Conference. April 25th. Baton Rouge, La.
5. Phillippi, S. (2023) Plenary. Brains, Bias, Responding & Leading People. LSU Health New Orleans, School of Nursing Leadership Scholars Academy. May 5, New Orleans, La.
6. Phillippi, S. & Stanley, J. (2023) Keynote- Social Determinants of Hope for Children and Families. Strengthening Louisiana Children & Families Solutions Summit. Sept 7, 2023. Baton Rouge, La.
7. Phillippi, S. & Stanley, J.(2023) Plenary- Contributors of Student in/STABILITY: Sad Kid, Bad Kid, Mad Kid...It's about Perspective. Strengthening Louisiana Children & Families Solutions Summit. Sept 7, 2023. Baton Rouge, La.
8. Phillippi, S. (2023) Keynote- Social Determinants of Hope for Children and Families: Understanding Brains, Bias, and Trauma. St. Tammany CASA Annual Meeting. Sept 26, 2023. Covington, La.
9. Phillippi, S. & Afaneh, H (2023) Online Live Presentation- Youth Crisis Response System Provider Training & RFA Overview. LSUHSC Center for Evidence to Practice. October 18,2023. Louisiana- statewide.
10. Phillippi, S. (2023) Keynote- Contributors of Student in/STABILITY: Sad Kid, Bad Kid, Mad Kid...It's about Perspective. St. Tammany School Board Annual Disciplinarian Meeting. Oct 24, 2023. Covington, La.
11. Nelson, C., Phillippi, S. & Myers, C. (2023)- Invited Panel. Understanding Crossover Youth in Foster Care: Navigating the Intersection of Child Welfare and Juvenile Justice. Louisiana Together We Can Conference. November 9, 2023. Lafayette, La.
12. Phillippi, S. & Stanley, J (2023) Plenary- Adolescent Brain Development- Age of Opportunity! Child in Need of Care, FINS, and Delinquency Training. Louisiana District Attorney Association. December 6, 2023. Baton Rouge, La.
13. Phillippi, S. (Jan 2023). Invited Presentation. De-escalation Series. National Assessment Center Association. Nationwide Webinar (USA).
 - a. January 11, 2023- Person-centered Adolescent Approach to De-escalation
 - b. January 18, 2023- Person-centered Response—Calm, Connect, Collaborate
 - c. January 25, 2023- Supporting and Reinforcing Person-centered De-escalation
14. Phillippi, S, Rahn Bailey, Darrin McCall, and Jeana Bracey. Panel plenary- Violence & Behavioral Health Interventions for Children and Adolescents. National Dialogs on Behavioral Health Conference. October 30, 2023. New Orleans, La.

Looking Ahead to 2024

Future 3-Year Training Progression



As we embark on the next 3 years at the Center, we have taken some time to make projections of what future trainings will be provided. Below is a Gantt Chart that outlines the tentative anticipated projections. These projections are subject to change as contracts are finalized. Although at this time this is what we are anticipating as a Center.

YEAR	2023		2024				2025				2026	
QUARTER	Q3	Q4	Q1	Q2	Q3	Q4	Q1	Q2	Q3	Q4	Q1	Q2
MONTHS	July-Sept.	Oct.-Dec.	Jan.-March	April-June	July-Sept.	Oct.-Dec.	Jan.-March	April-June	July-Sept.	Oct.-Dec.	Jan.-March	April-June
Evidence-Based Practice Trainings												
EMDR	Cohort 7			Cohort 8				Cohort 9				
TF-CBT			Cohort 8				Cohort 9				Cohort 10	
PPT/YPT			Cohort 4			Cohort 5			Cohort 6			
DBT			Cohort 1			Cohort 2			Cohort 3			
CPP	Cohort 3			Cohort 4			Cohort 4					
Triple P			Cohort 1			Cohort 2					Cohort 3	
PCIT	Cohort 3			Cohort 4			Cohort 5			Cohort 6		
Research-Informed Trainings												
Introductory Human Trafficking Training			Cohort 6					Cohort 7				
Advanced Human Trafficking Training			Cohort 2					Cohort 3				
Introduction to Trauma				Cohort 2						Cohort 3		
Family Interaction Training (FIT)				Cohort 2				Cohort 3				
Motivational Interviewing			Cohort 2				Cohort 3					
LGBTQ+ Training	Cohort 2											

Learning Communities Interest & Vision



To better understand the capacity of the providers that participate in our EBP trainings, we asked applicants who applied to our EBP Training opportunities (CPP, EMDR, and TF-CBT) throughout 2023 what their capacity would be to participate in a future Learning Community cohort if the opportunity arose. Based on their responses across all three EBPs (pg. 67), **an average of 88% stated they are 'Very Likely' to participate in a Learning Community opportunity.** Additionally, **an average of 81% stated they are 'Very Likely' to be available 1-1.5 hours per month for this opportunity.** Those responses show that the interest is significant enough to begin for at least one EBP. Starting in 2024, the Center will begin with a 5-Year Celebration opportunity for those providers who trained with the Center and now are EMDR Basic-Trained or EMDR Certified. We will use this opportunity to highlight agency and provider success stories. We will start advertising this opportunity later this year. For a more specific over of learning community data, please review pg. 67 in the Appendix.

Appendix Data Overview:

LOUISIANA REGIONS BY PARISH (PG. 20)

**EBP & RESEARCH-INFORMED TRAINING
& DEMOGRAPHIC DATA (PGS. 21-47)**

**EBP & RESEARCH-INFORMED WEBINAR
DATA & FEEDBACK (PGS. 48-50)**

**FINANCIAL SUPPORT WEBINAR DATA
(PGS. 51)**

**EBP & RESEARCH-INFORMED TRAINING
FEEDBACK & QUOTES (PGS. 52-56)**

**LGBTQ+ TRAINING DEMOGRAPHIC DATA,
FEEDBACK & QUOTES (PGS. 57-65)**

**OUTREACH & FUTURE ENGAGEMENT
DATA (PGS. 66-67)**

Louisiana Regions by Parish

The following sections highlight the representation by region within Louisiana. Below is a list of the parishes included in that region as well as Louisiana state map.



Louisiana Regions by Parish

Region 1	Orleans, Plaquemines, St. Bernard
Region 2	Ascension, East Baton Rouge, East Feliciana, Iberville, Point Coupee, West Baton Rouge, West Feliciana
Region 3	Assumption, Lafourche, St Charles, St. James, St. John, St. Mary, Terrebonne
Region 4	Acadia, Evangeline, Iberia, Lafayette, St. Landry, St. Martin, Vermillion
Region 5	Allen, Beauregard, Calcasieu, Cameron, Jefferson Davis
Region 6	Avoyelles, Catahoula, Concordia, Grant, LaSalle, Rapides, Vernon, Winn
Region 7	Bienville, Bossier, Caddo, Claiborne, DeSoto, Natchitoches, Red River, Sabine, Webster
Region 8	Caldwell, East Carroll, Franklin, Jackson, Lincoln, Madison, Morehouse, Ouachita, Richland, Tensas, Union, West Carroll
Region 9	Livingston, St. Helena, St. Tammany, Tangipahoa, Washington
Region 10	Jefferson

EMDR – Cohort 6

Applications Received

82



Application Status

43 Accepted
53%

5 Waitlisted
6%

34 Ineligible
41%



Training Status

35 Enrolled
81%

8 Dropped
19%



Part 1 and Part 2 Training Complete

35 Complete
81%

Cohort 6 Training Progress

EMDR Cohort 6 finished their training series in June 2023 and will finish consultation calls by August 2023. They can complete the requirements to become EMDR Basic-Trained as early as September 2023.

Part 1:
May 2-4, 2023

Consultation calls
(10 hours)

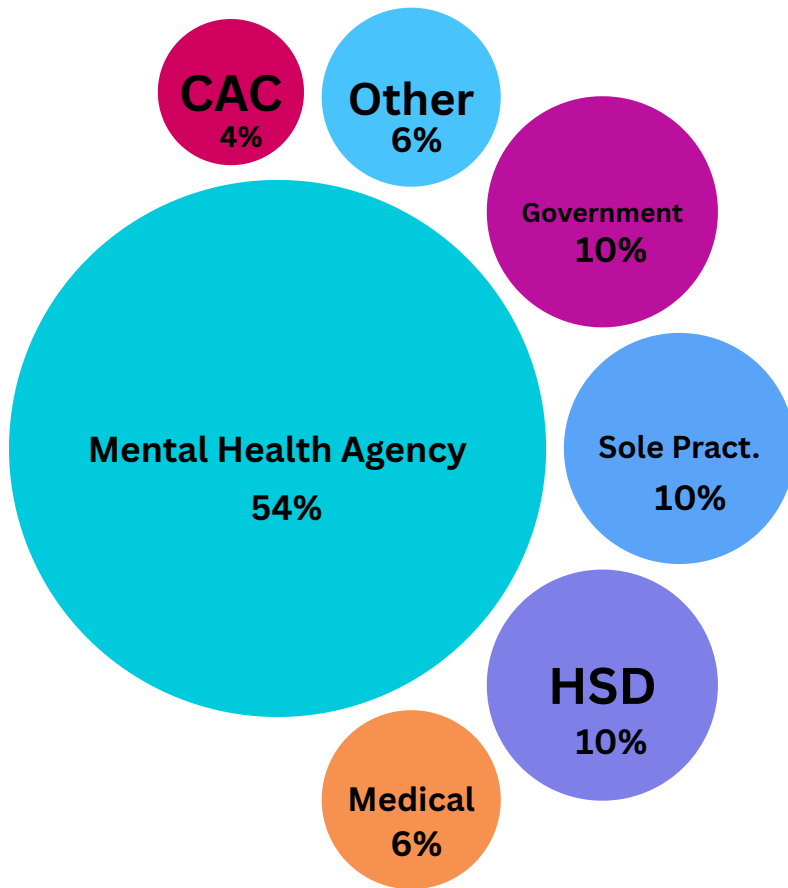
Part 2:
June 14-16, 2023

Consultation calls & submit documentation

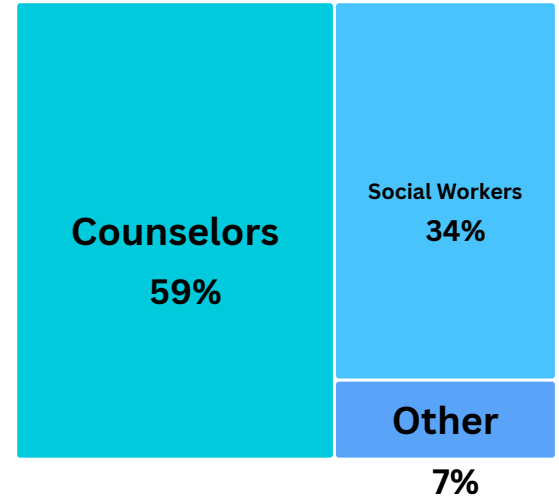
EMDR Application Demographics

With increased attention towards data collection, we were able to capture more demographic data of our EMDR applicants around their agency type, license type, employment status and LA regional representation.

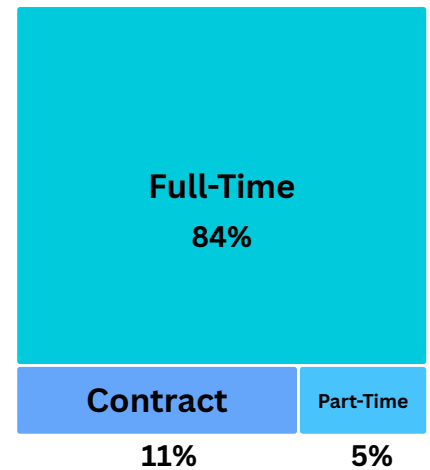
Agency Type



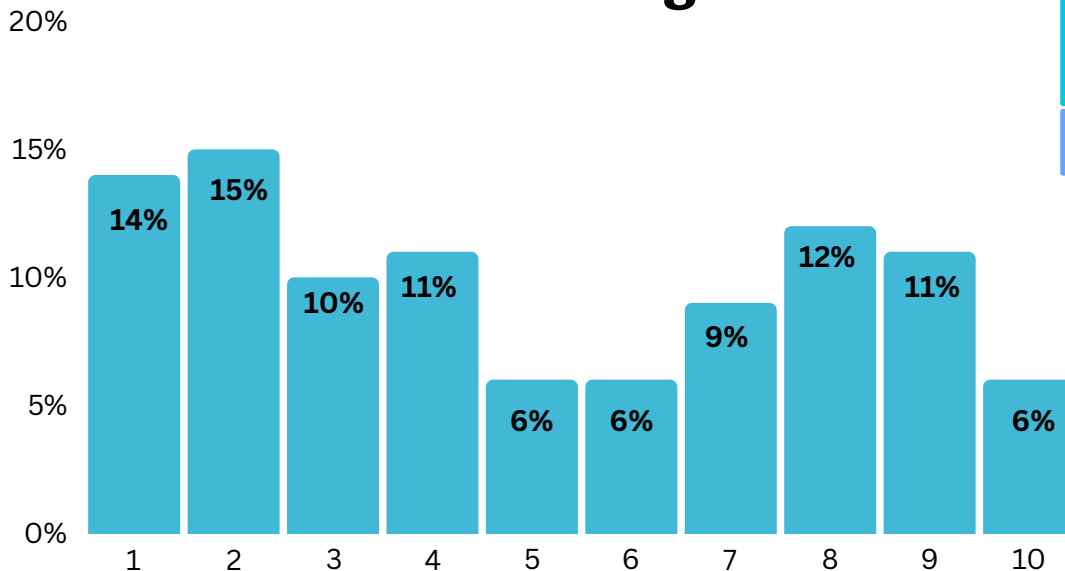
License Type



Employment Status



Louisiana Regions

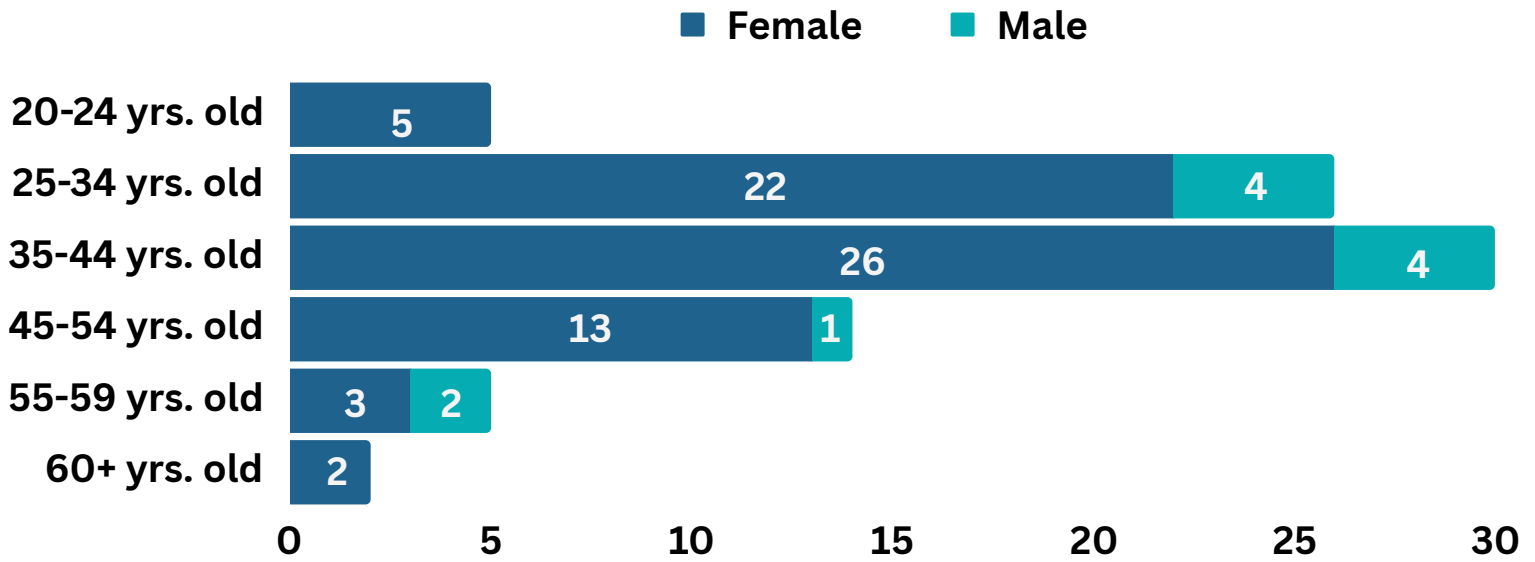


EMDR Application Demographics

We were also able to capture a breakdown of the age, gender, and race data of all the participants that applied for this training opportunity.

Age & Gender Comparison

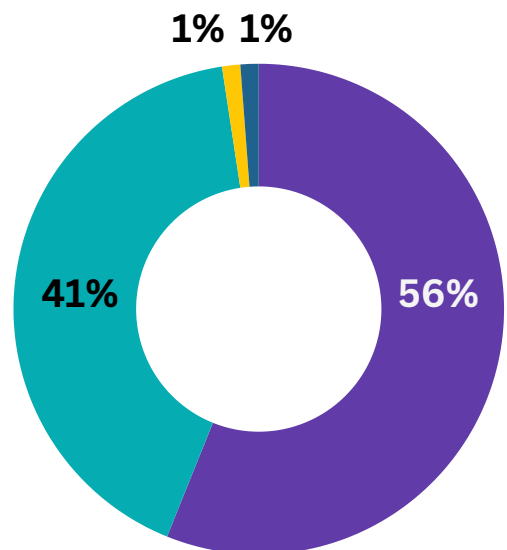
Spring 2023, N=82



Applicant Data by Race

Spring 2023

- White or Caucasian - 56%
- Black or African American - 41%
- American Indian or Alaska Native - 1%
- Other - 1%



EMDR – Cohort 7

Applications Received

75



Application Status

55 Accepted
73%

1 Waitlisted
2%

19 Ineligible
25%



Training Status

42 Enrolled
76%

13 Dropped
24%



Part 1 and Part 2 Training Complete

42 Complete
76%

Cohort 7 Training Progress

EMDR Cohort 7 finished their training series in December 2023 and will finish consultation calls by end of January 2024. They can complete the requirements to become EMDR Basic-Trained as early as February 2024.

Part 1:
Oct. 4-6, 2023

Consultation calls
(10 hours)

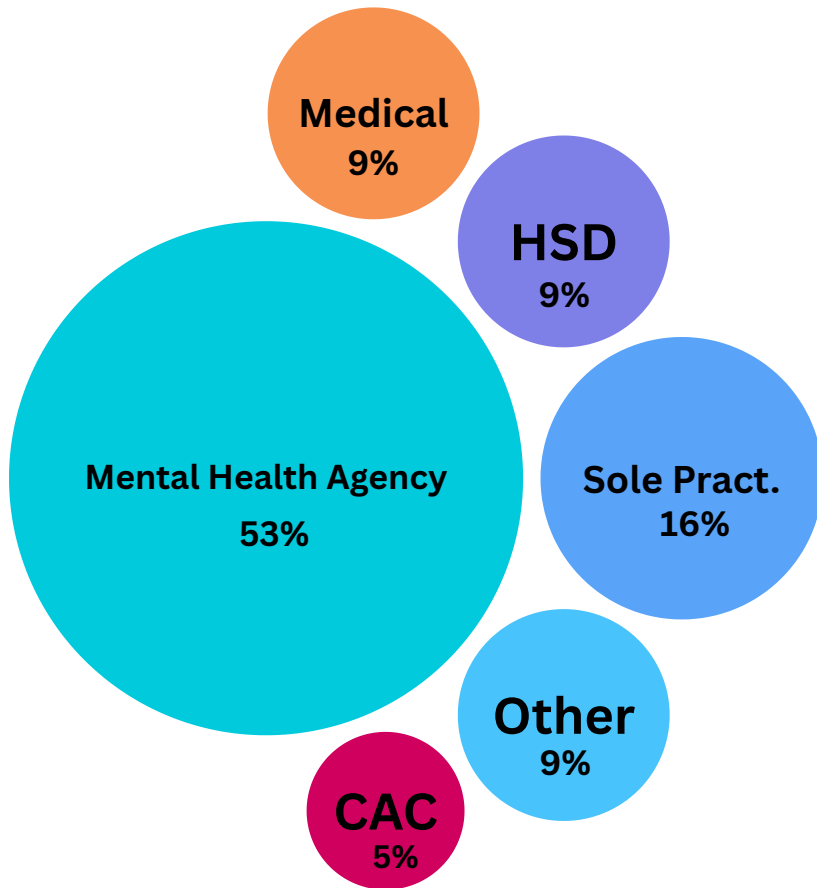
Part 2:
Dec. 6-8, 2023

Consultation calls & submit documentation

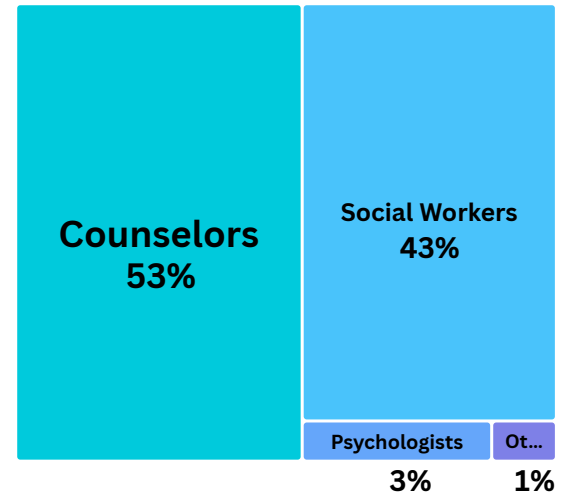
EMDR Application Demographics

With increased attention towards data collection, we were able to capture more demographic data of our EMDR applicants around their agency type, license type, employment status and LA regional representation.

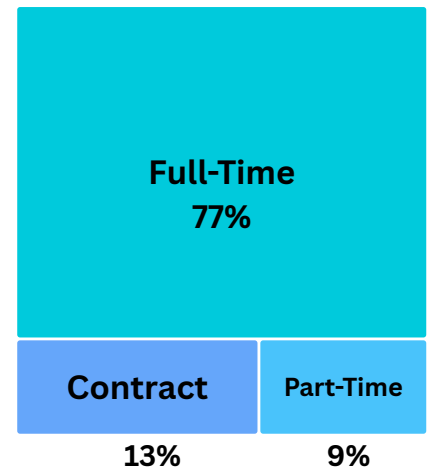
Agency Type



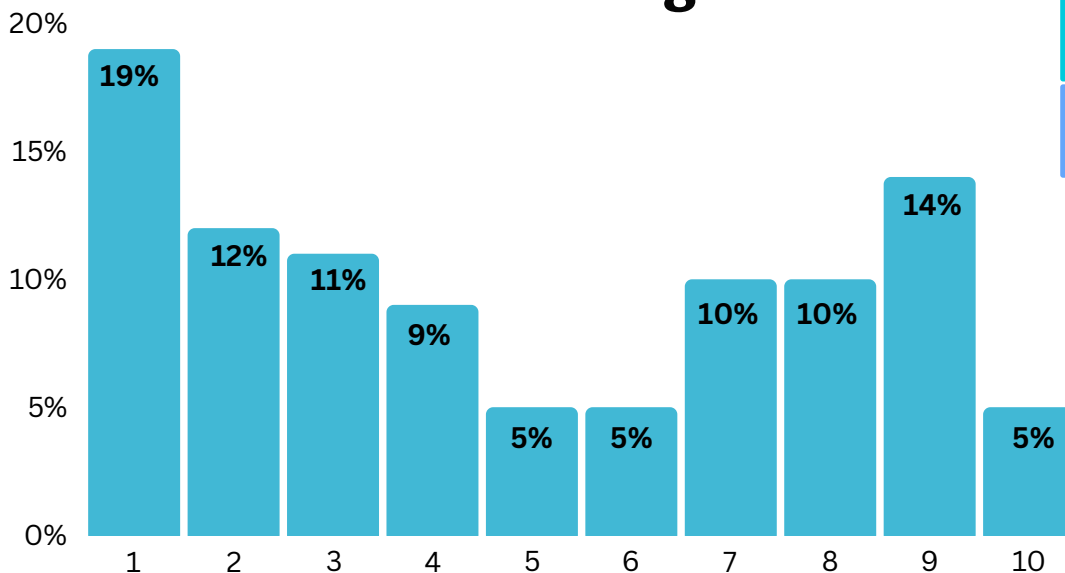
License Type



Employment Status



Louisiana Regions

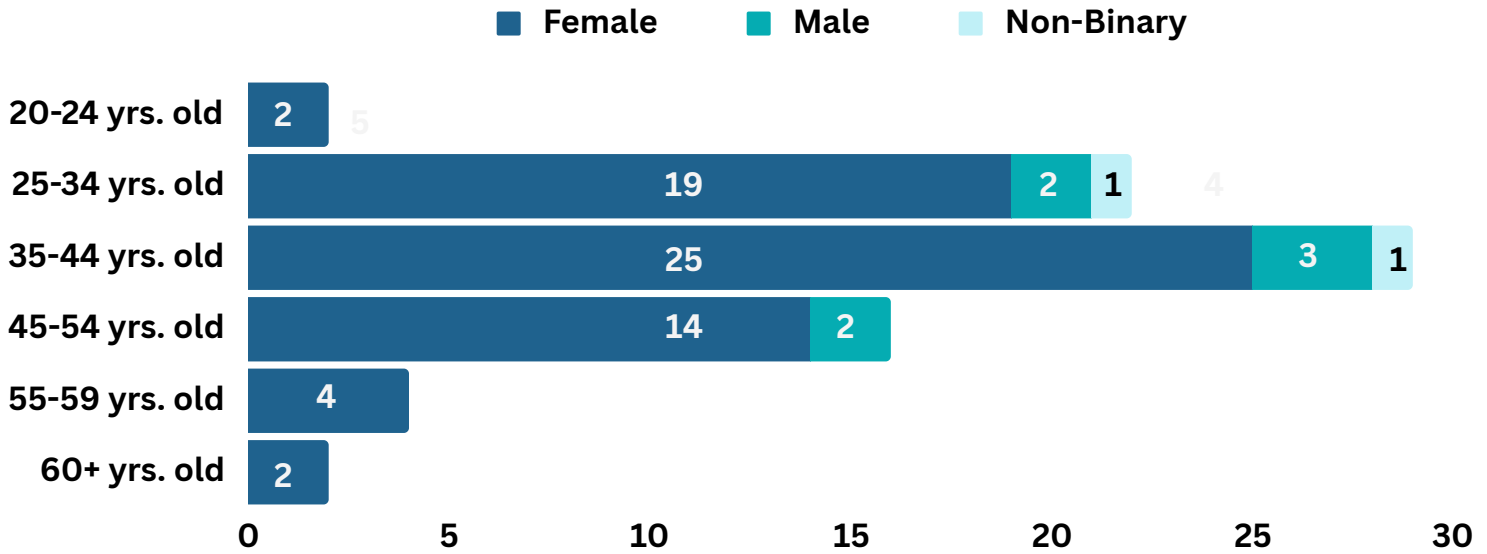


EMDR Application Demographics

We were also able to capture a breakdown of the age, gender, and race data of all the participants that applied for this training opportunity.

Age & Gender Comparison

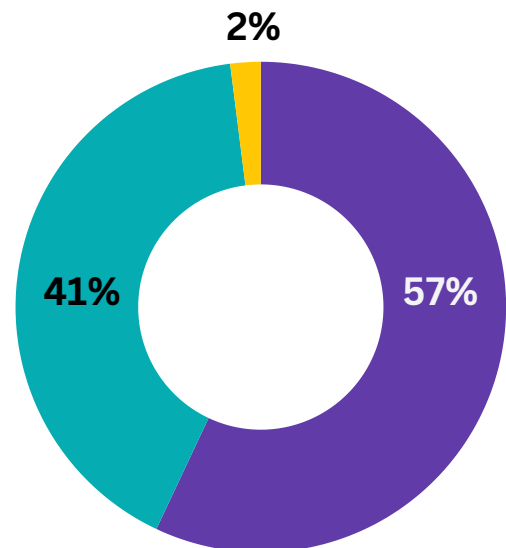
Fall 2024, N=75



Applicant Data by Race

Fall 2024

- White or Caucasian - 57%
- Black or African American - 41%
- Other - 2%



TF-CBT - Cohort 7

Applications Received

40



Application Status

32 Accepted
80%

1 Waitlisted
3%

7 Ineligible
17%



Training Status

24 Enrolled
75%

8 Dropped
25%



LS1 and LS2 Training Complete

88%

24 Complete
75%

Cohort 7 Training Progress

TF-CBT Cohort 7 participated in Learning Session 1 (LS1) in June 2023 and participated in Learning Session 2 (LS2) in August 2023. Afterwards, they will continue their monthly consultation calls until July 2024. They can complete the requirements to become TF-CBT certified as early as July 2024.

Assessment Training:
May 1, 2023

LS 1:
May 31-June 2, 2023

Consultation calls
(9/12 hours)

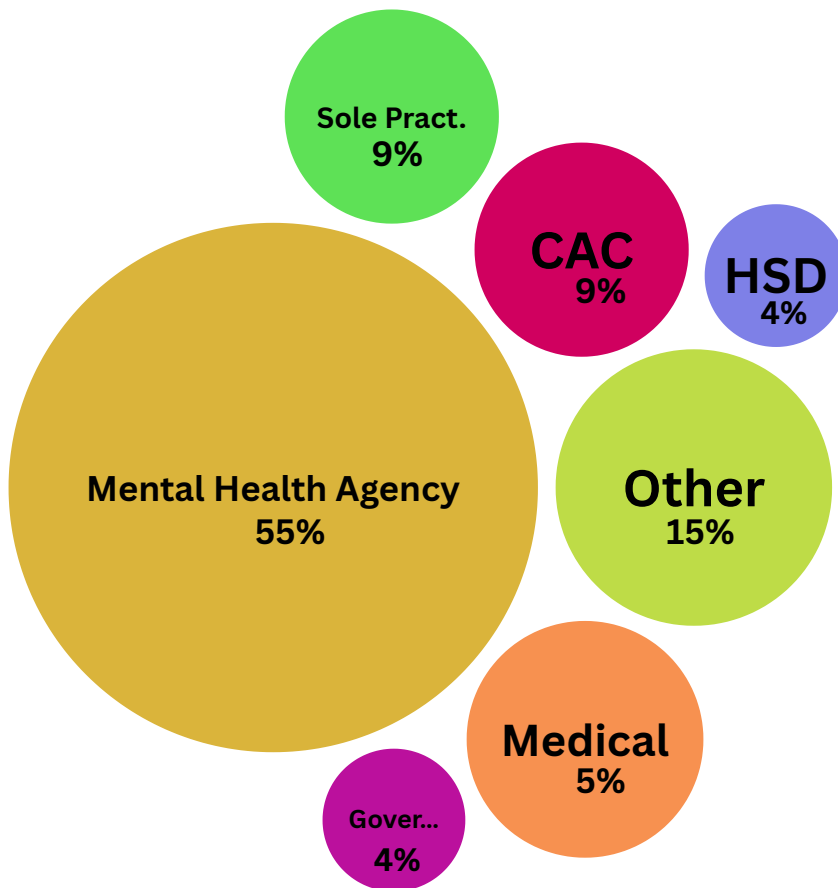
LS 2:
August 23-24, 2023

Consultation calls,
submit documentation, pass
assessment

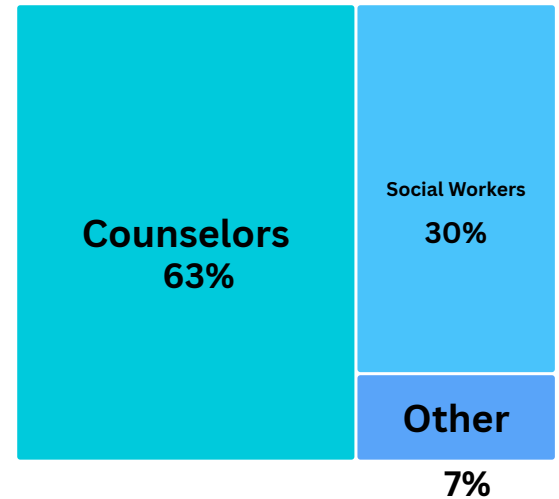
TF-CBT Application Demographics

With increased attention towards data collection, we were able to capture more demographic data of our TF-CBT applicants around their agency type, license type, employment status and LA regional representation.

Agency Type



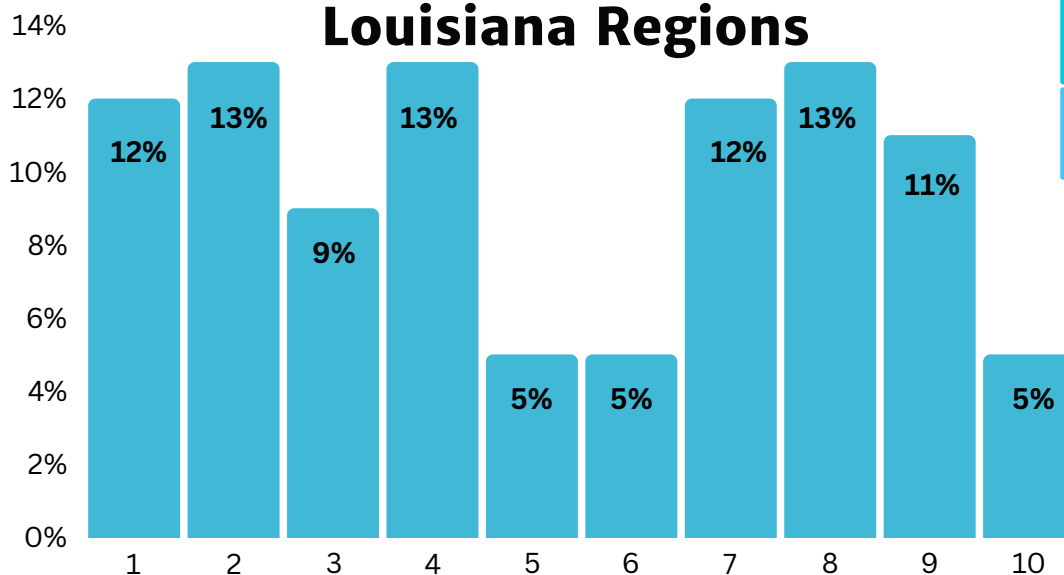
License Type



Employment Status



Louisiana Regions

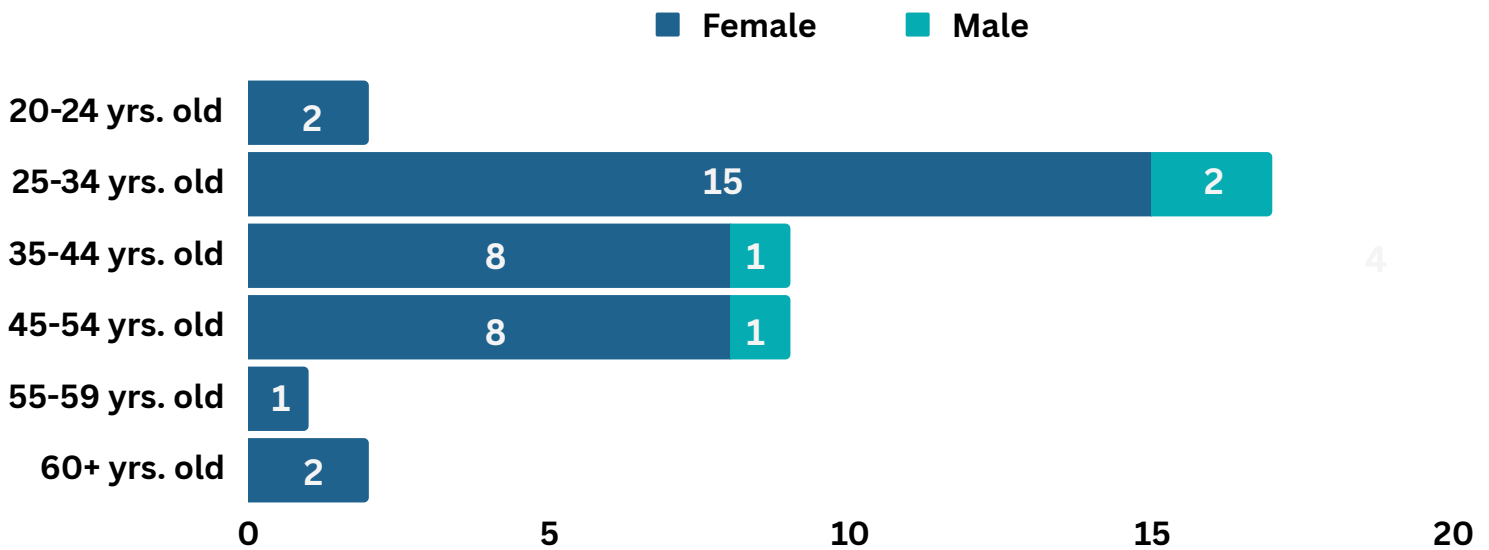


TF-CBT Application Demographics

We were also able to capture a breakdown of the age, gender, and race data of all the participants that applied for this training opportunity.

Age & Gender Comparison

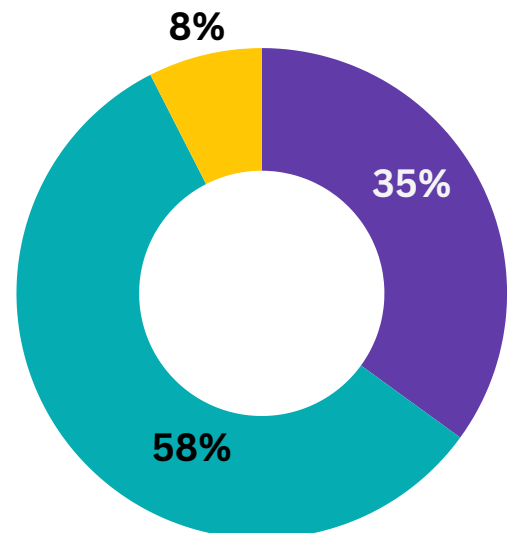
Spring 2023, N=40



Applicant Data by Race

Spring 2023

- White or Caucasian - 35%
- Black or African American - 58%
- Other - 8%



CPP – Cohort 3

Applications Received

44



Application Status

30 Accepted
68%

2 Withdrew Application
5%

12 Ineligible
27%



Training Status

17 Enrolled
57%

13 Dropped
43%



Learning Session 1 Training Complete

17 Complete
57%

Cohort 3 Training Progress

CPP Cohort 3 began their journey in October 2023 with Learning Session 1 training. They began their bi-weekly consultation calls with their CPP trainers in November and December 2023, respectively. Starting in the January 2024, the solo practitioners began their bi-weekly Peer Supervision groups. Learning Session 2 and 3 are scheduled for March 2024 and September 2024. Consultation calls will continue until May 2025.

Learning Session 1:
October 25-27, 2023

Consultation calls began (Fall 2023)

Peer Supervision calls began (Spring 2024)

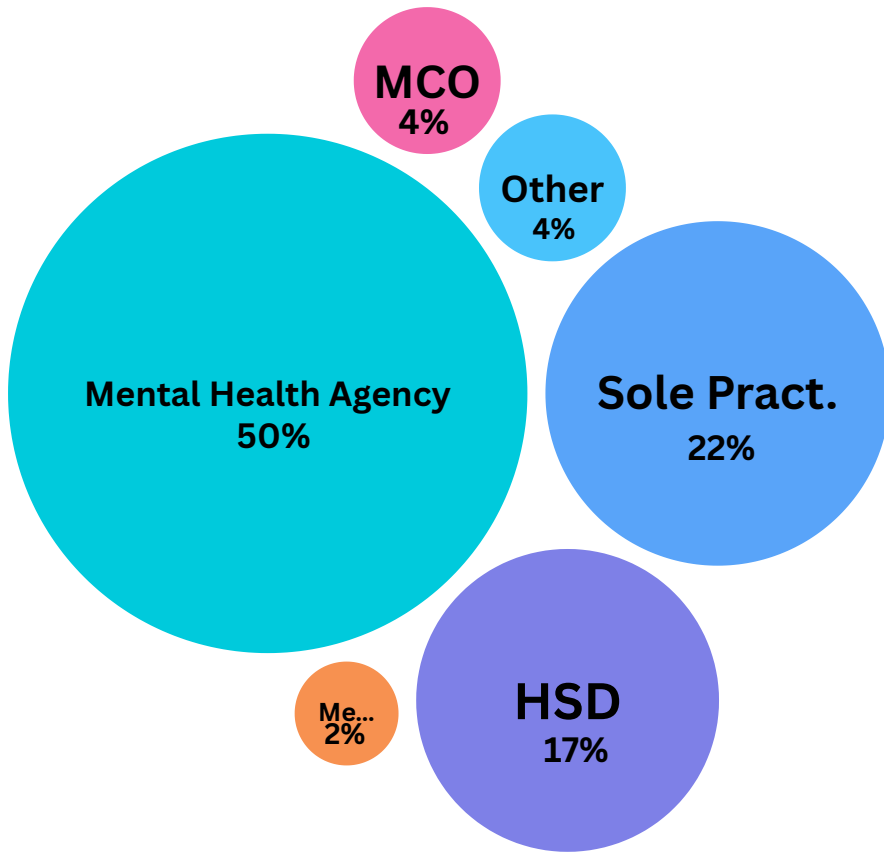
Learning Session 2:
March 7-8, 2024

Learning Session 3:
September 12-13, 2024

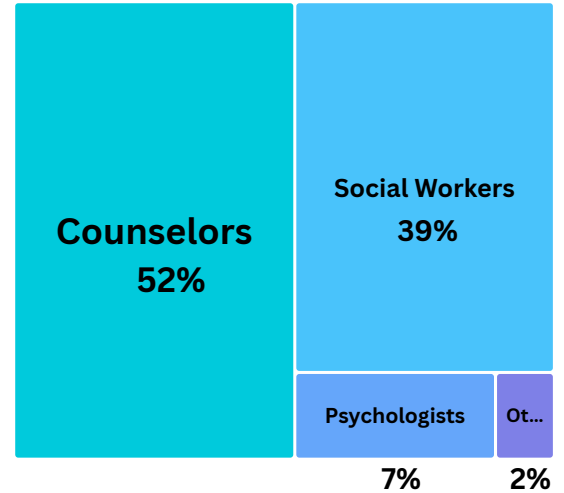
CPP Application Demographics

With increased attention towards data collection, we were able to capture more demographic data of our CPP applicants around their agency type, license type, employment status and LA regional representation.

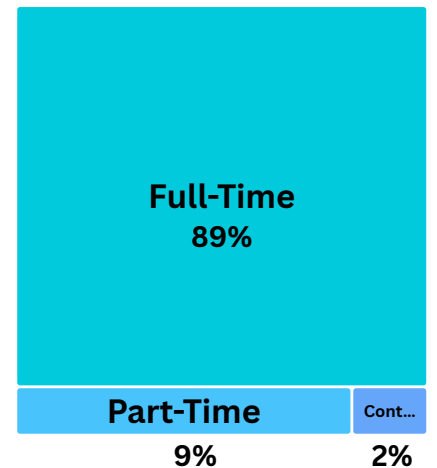
Agency Type



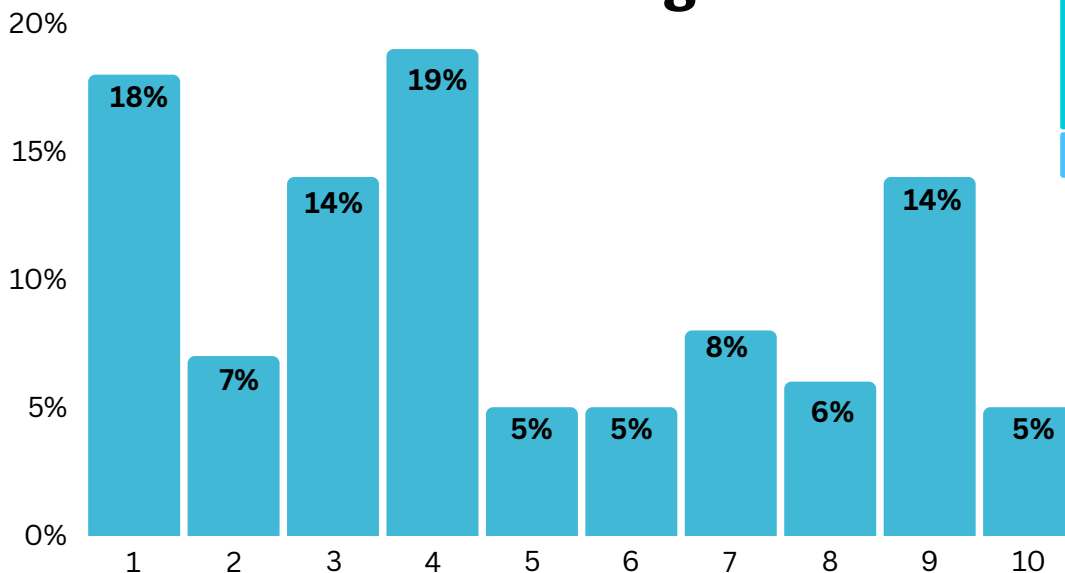
License Type



Employment Status



Louisiana Regions

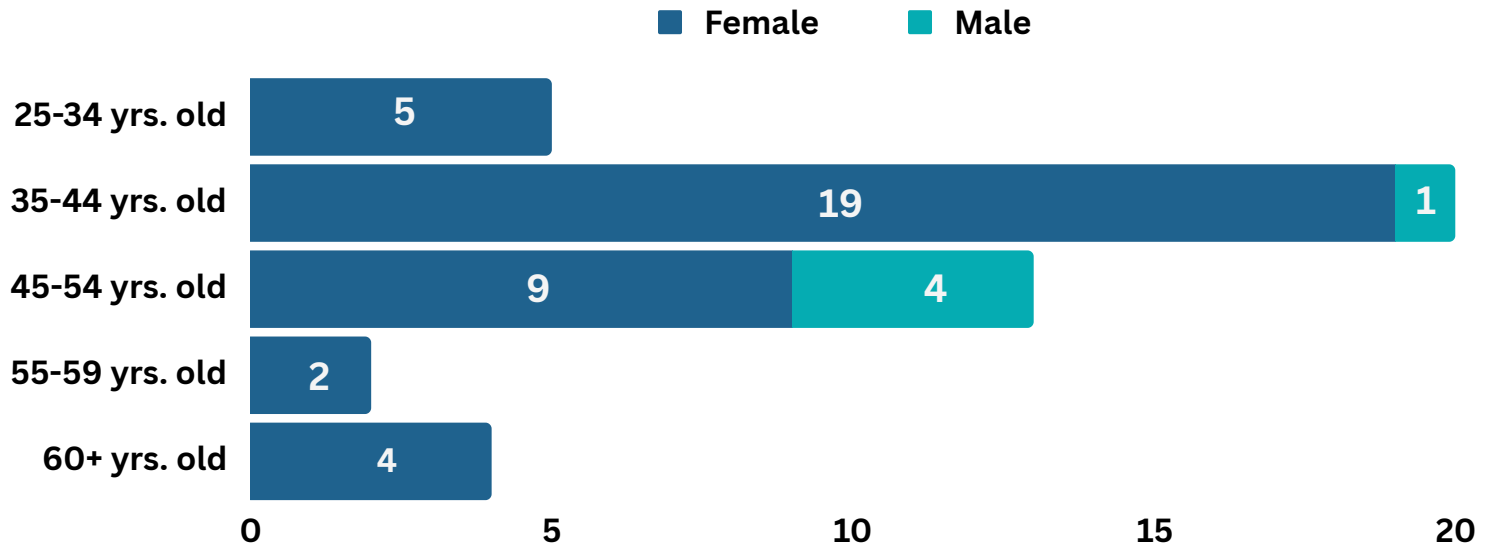


CPP Application Demographics

We were also able to capture a breakdown of the age, gender, and race data of all the participants that applied for this training opportunity.

Age & Gender Comparison

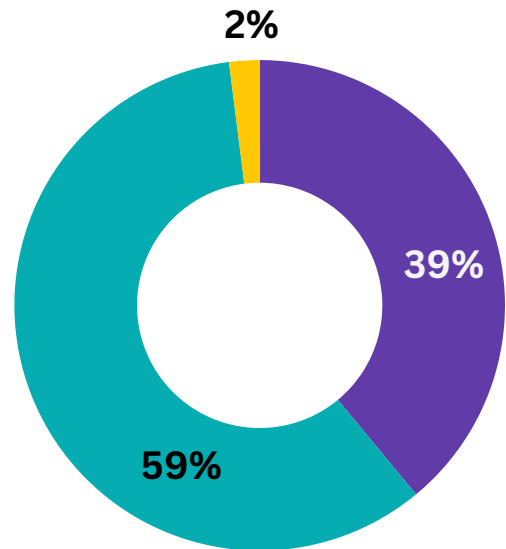
Fall 2024, N=44



Applicant Data by Race

Fall 2024

- White or Caucasian - 39%
- Black or African American - 59%
- Other - 2%



PCIT - Cohort 2 & 3

Applications Received

55



Application Status

31 Accepted
56%

24 Ineligible
44%



Training Status

14 Enrolled
45%

17 Dropped
55%



Part 1 and Part 2 Training Complete

Cohort 2 - 8 participants
Cohort 3 - 6 participants
14 Complete - 45 %

PCIT Cohort 2 and 3 Training Progress

When we opened applications in the Spring of 2022, we received more applicants than we were able to accommodate. The Center decided to split the applicants into two cohorts between Spring and Fall 2022, respectively. Although, between that time frame, unfortunately, there was a lot of turnover between agency staffing at the selected agencies. Amidst the staffing shifts, the agencies were able to remain in training and are currently working towards certification. They are in the video review phase as well as finishing up consultation calls in March 2023 to apply for certification.

Cohort 2

Part 1:
June 1-7, 2022

*Consultation calls
(20/24 hours)*

Part 2:
March 2-3, 2023

*Consultation calls,
submit tapes &
documentation*

Cohort 3

Part 1:
October 19-25, 2022

*Consultation calls
(20/24 hours)*

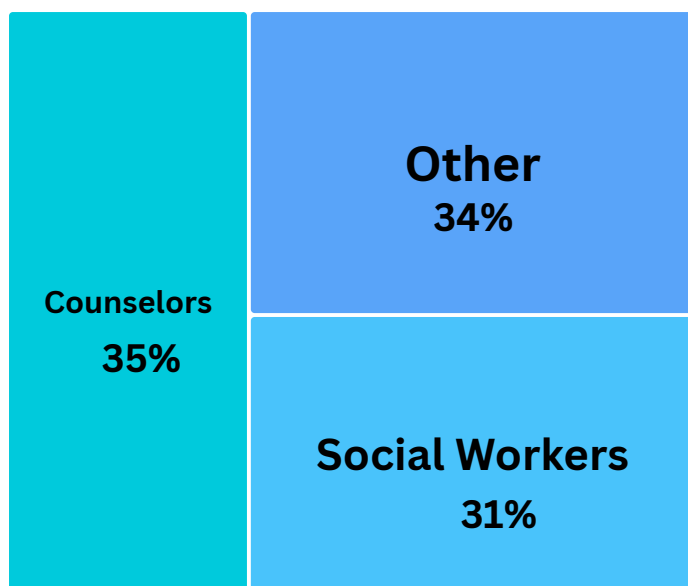
Part 2:
April 20-21, 2023

*Consultation calls,
submit tapes &
documentation*

PCIT Application Demographics

This demographic data was captured throughout 2022 to include those that re-applied with the shift of participants in the PCIT cohort. This was captured prior to our shift in data collection methods. Based on those that applied, it accurately captures the full extent of the applicants' license type, employment status, and LA regional representation.

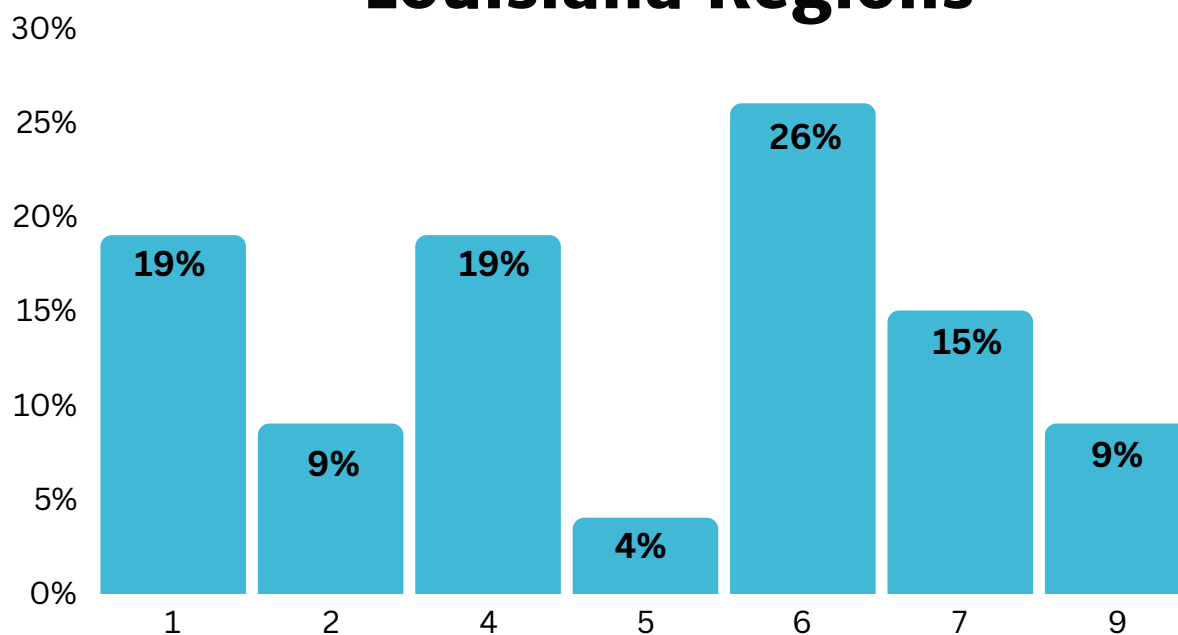
License Type



Employment Status



Louisiana Regions



PPT/YPT – Cohort 3

Applications Received

51



Application Status

42 Accepted
82%

9 Ineligible
18%



Training Day Completion Status

33 Completed
79%

1 Incomplete
2%

8 Did Not Attend
19%



Certification Status

9 Certified
27%

9 Attempted Certification
27%

15 Completed Training
46%

PPT/YPT Cohort 3 Training Progress

This PPT/YPT Cohort participated in their training day in June 2022 and participants had the opportunity to finish consultations calls by June 2023. Fifteen participants that completed the training day did not participate in consultation calls and nine participants attempted the calls but were unable to complete the certification due to not having cases and/or availability to participate in the calls. Nine participants were able to achieve 'advanced trained' status and become certified.

Training Day:
June 14, 2022

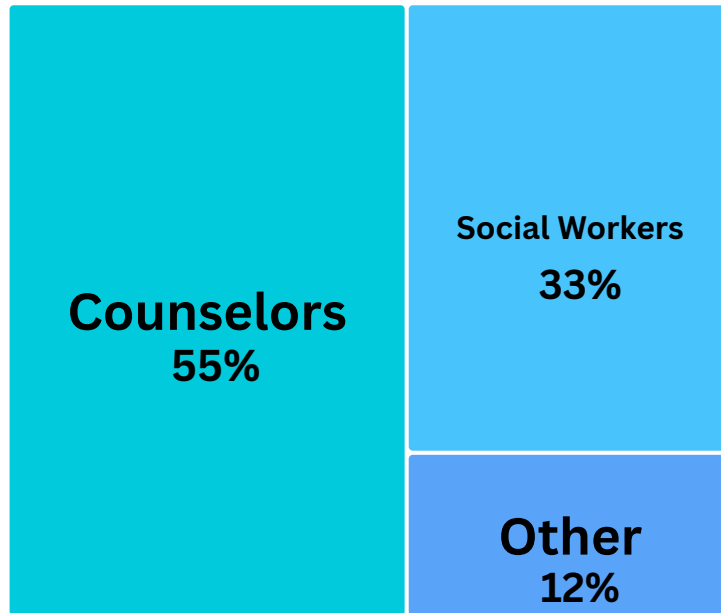
Consultation calls (12 hours)

Submit Documentation by
June 2023

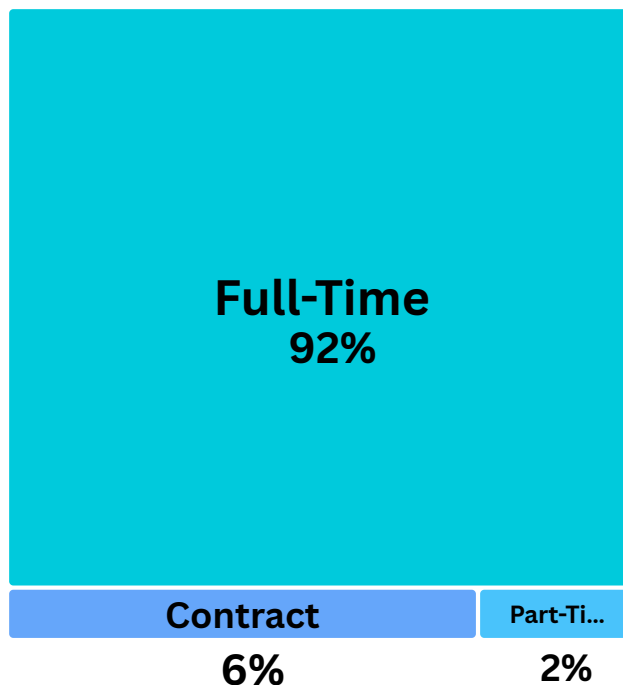
PPT/YPT Application Demographics

This demographic data was captured in Spring 2022 of those that applied to this training opportunity. This was captured prior to our shift in data collection methods. Based on those that applied, it accurately captures the full extent of the applicants' license type and employment status.

License Type



Employment Status



Engaging Youth & Families Training

Applications Received

34



Application Status

30 Accepted
88%

4 Ineligible
12%



Training Status

19 Completed
63%

11 Did Not Attend
37%



Training Complete

19 Trained
63%

Engaging Youth & Families Training

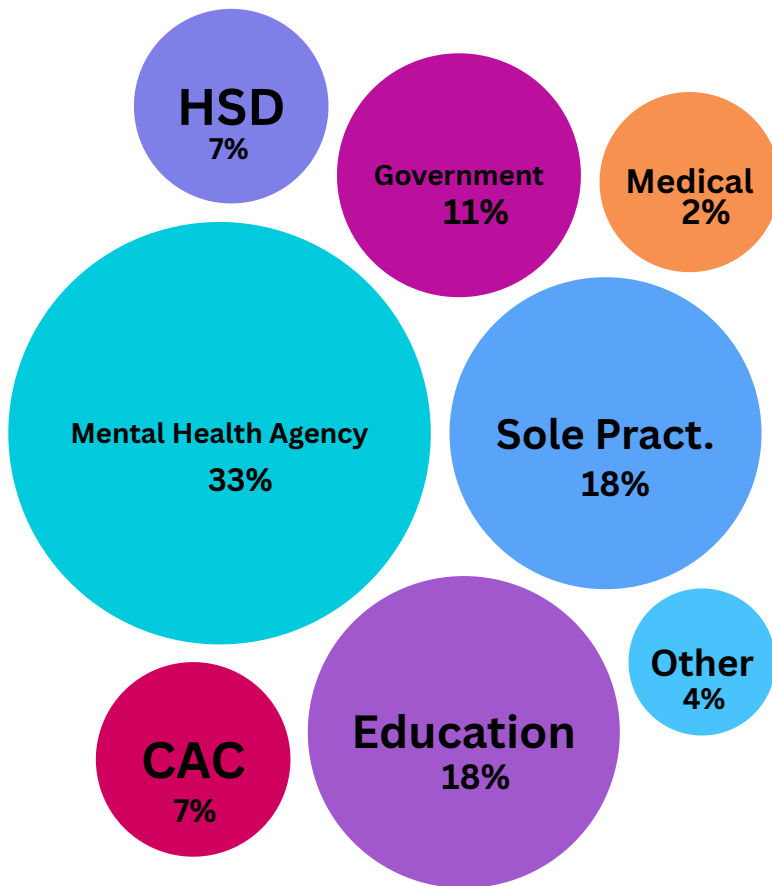
Following the Capacity & Sustainability focus groups that were executed in Fall 2022, it was noted that many participants wanted to learn more about engagement strategies when working with children and families. This past spring was the first time we offered this opportunity specifically educating on Mary McKay Engagement Strategies. It was well received, E2P recognized that a shortened training time period would be better for the future.

Training Day:
May 25, 2023

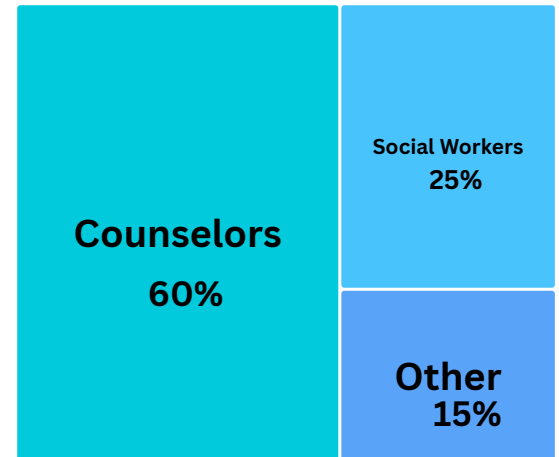
Engaging Youth & Families Application Demographics

With increased attention towards data collection, we were able to capture more demographic data of our applicants around their agency type, license type, employment status and LA regional representation.

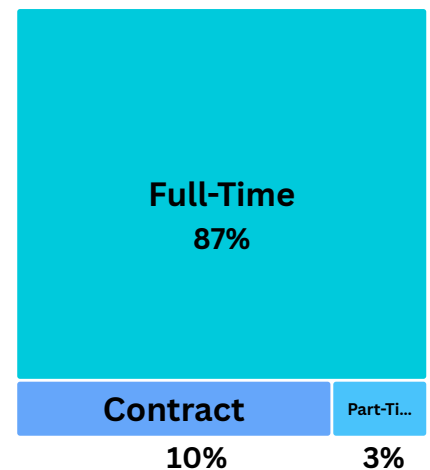
Agency Type



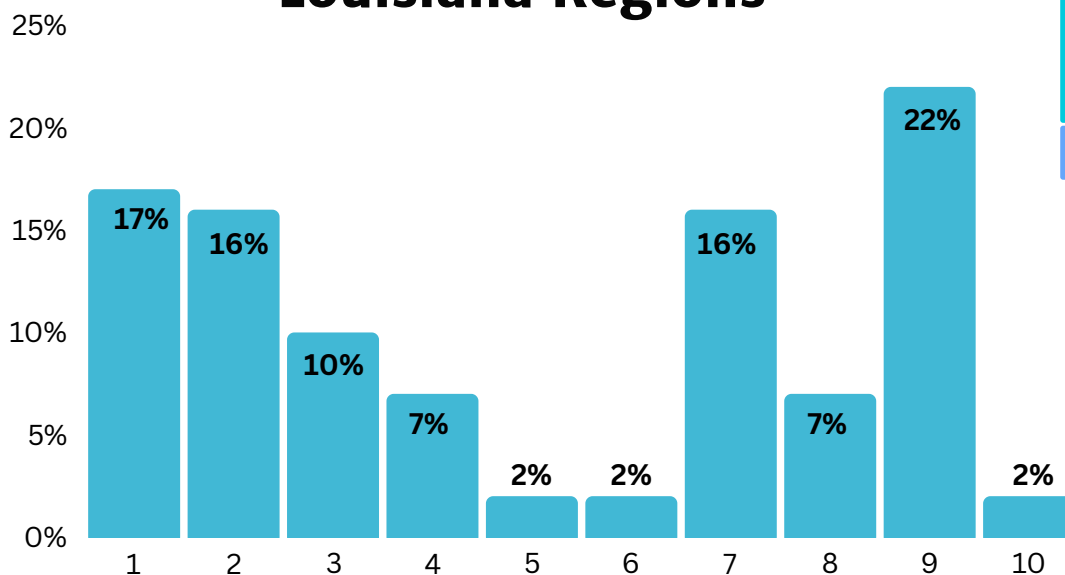
License Type



Employment Status



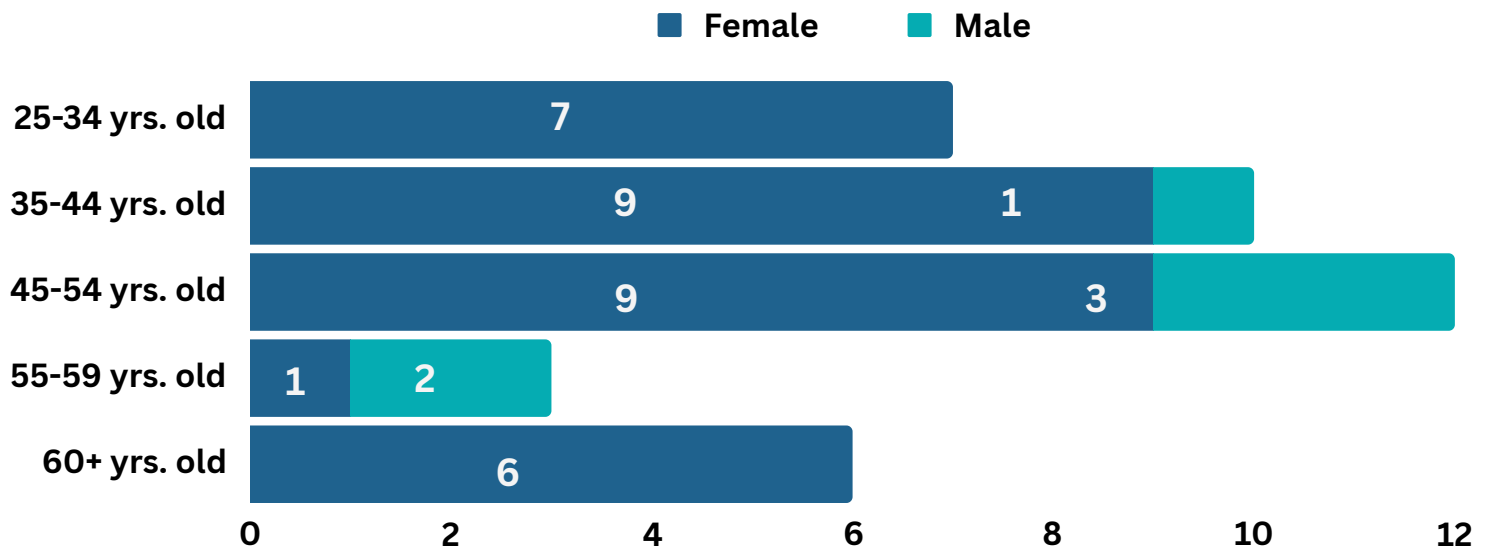
Louisiana Regions



We were also able to capture a breakdown of the age, gender, and race data of all the participants that applied for this training opportunity.

Age & Gender Comparison

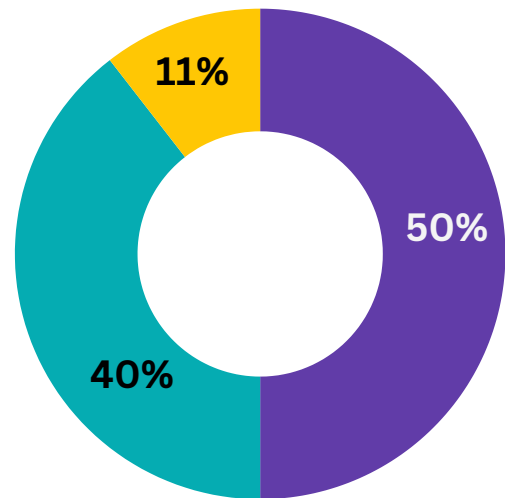
Spring 2023, N=38



Applicant Data by Race

Spring 2023

- White or Caucasian - 50%
- Black or African American - 40%
- Other - 11%



Introduction to Trauma

Applications Received

30



Application Status

20 Accepted
67%

10 Ineligible
33%



Training Status

19 Enrolled
95%

1 Did Not Attend
5%



Training Complete

19 Trained
95%

Introduction to Trauma Training

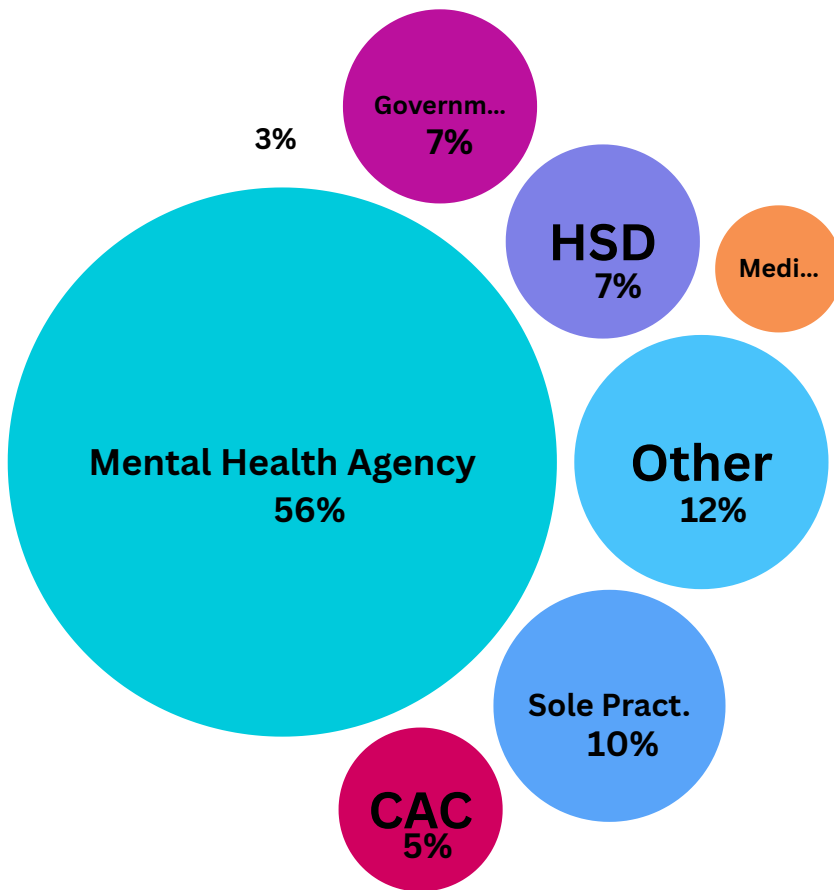
This training opportunity was brought about in an effort to prepare clinicians with an interest in pursuing EMDR or TF-CBT training. This training was geared to provide them with more of a trauma background and foundation. It had mixed reviews. The adjustment moving forward would be to adjust the class format to be a flipped classroom approach. That approach would provide the didactic training to the participants prior to training, enabling them to then discuss application during the training. The trainers are in the process of adjusting their content and video recording to make this possible. We plan to repeat this training opportunity in Spring 2024 in the new format.

Training Days:
March 30-31, 2023

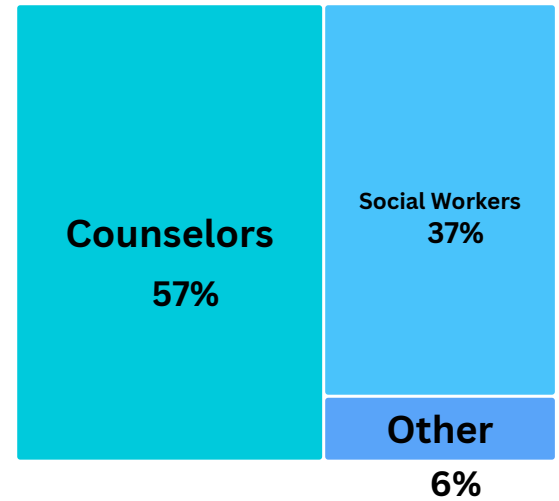
Introduction to Trauma Application Demographics

With increased attention towards data collection, we were able to capture more demographic data of our applicants around their agency type, license type, employment status and LA regional representation.

Agency Type



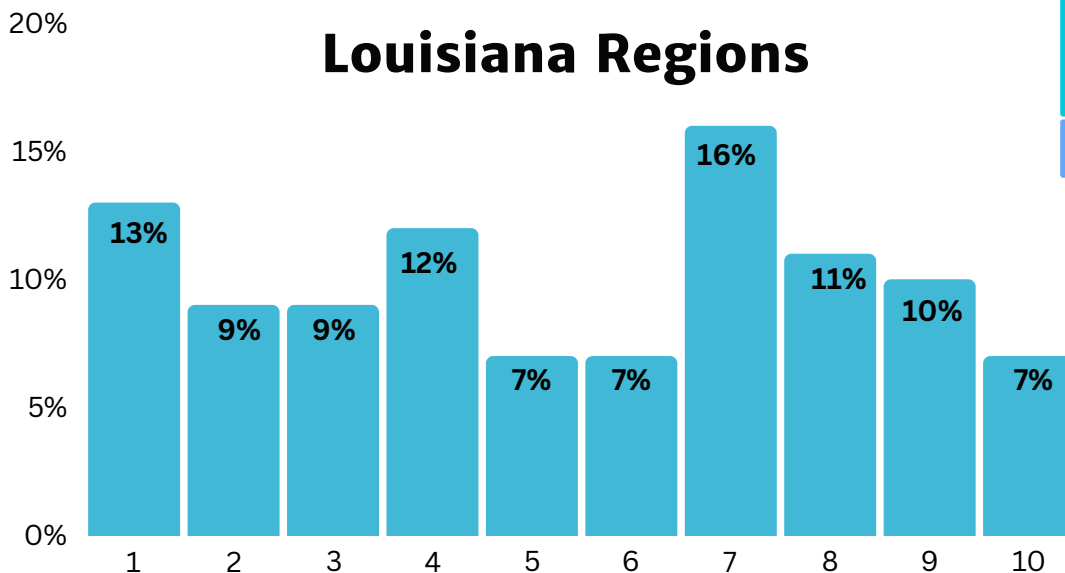
License Type



Employment Status



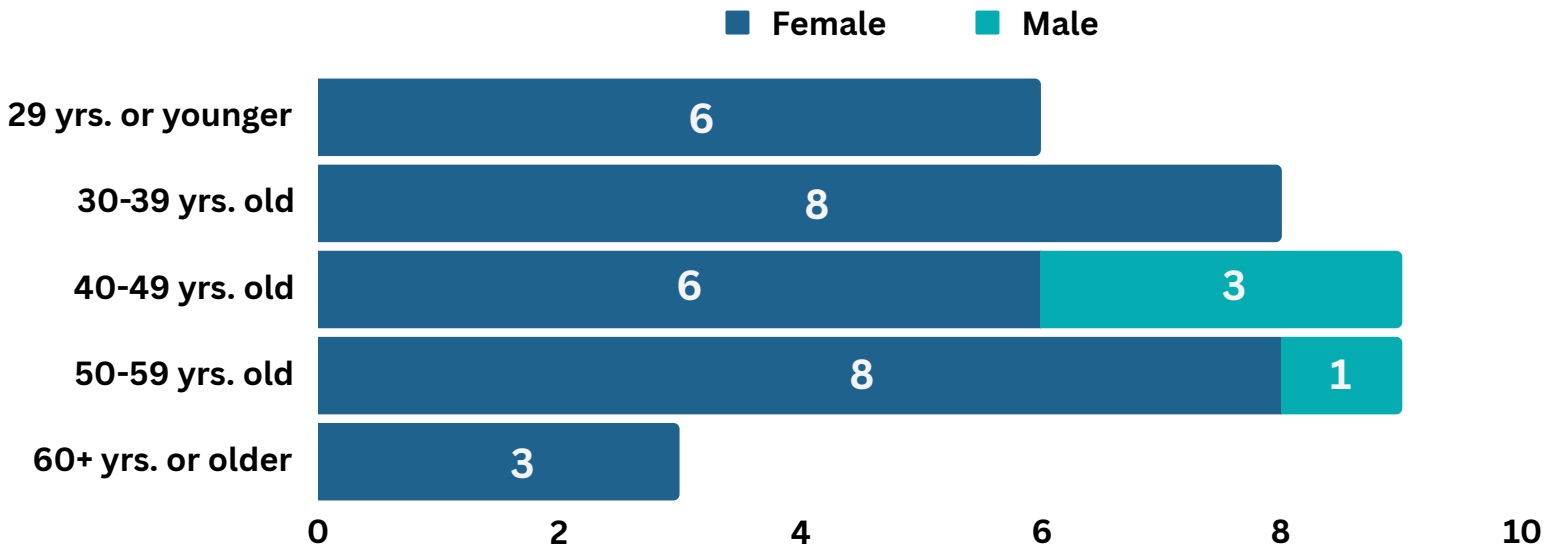
Louisiana Regions



We were also able to capture a breakdown of the age, gender, and race data of all the participants that applied for this training opportunity.

Age & Gender Comparison

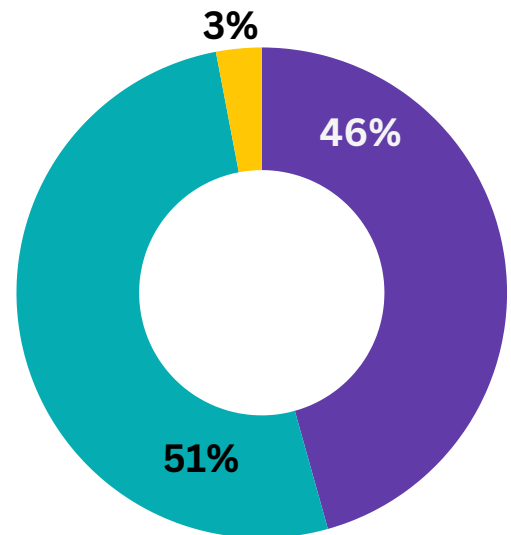
Spring 2023, N=35



Applicant Data by Race

Spring 2023

- White or Caucasian - 46%
- Black or African American - 51%
- Other - 3%



Understanding Human Trafficking Training: Application Demographics

Following the COVID-19 pandemic, the Center received interest from providers in resuming in-person opportunities for this training. This training was delivered in three strategic locations in LA during the Spring of 2023 in an effort to maximize attendance. Overall, attendance was low when compared to the same trainings that were delivered via an online platform in 2022.

Applications Received

57

Application Status

48 Accepted
84%

9 Ineligible
16%

Training Completion Status

28 Completed
58%

20 Did Not Attend
42%

Attendance by Site

New Orleans:
7 participants
25%

Lafayette:
7 participants
25%

Shreveport:
14 participants
50%

New Orleans:
April 28, 2023

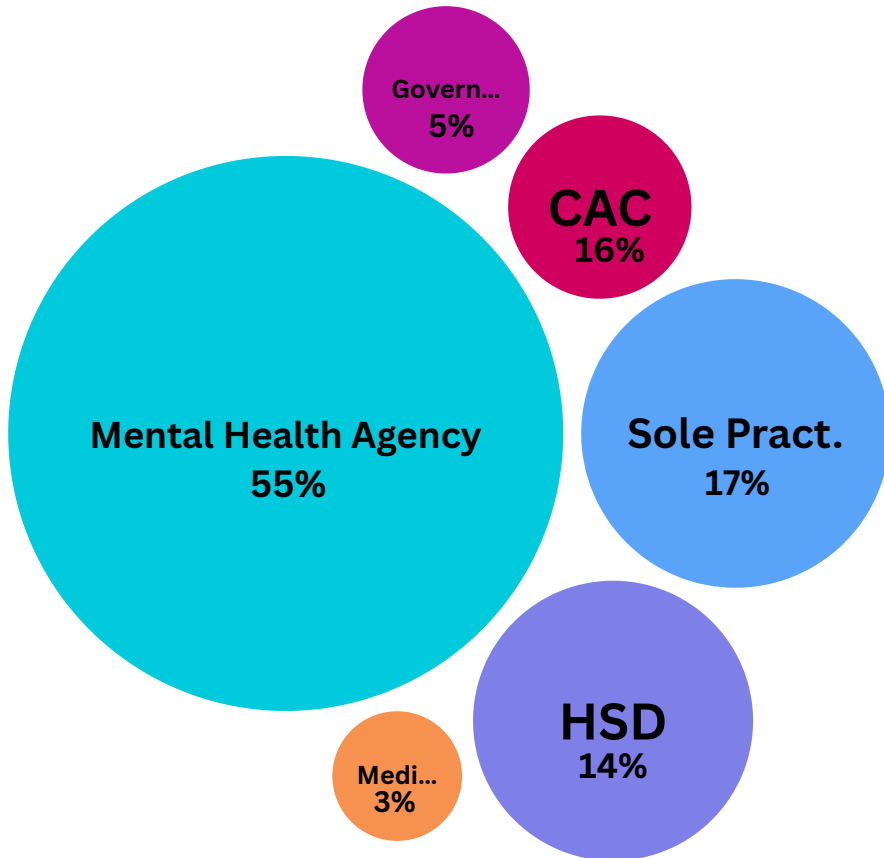
Lafayette:
May 5, 2023

Shreveport:
June 9, 2023

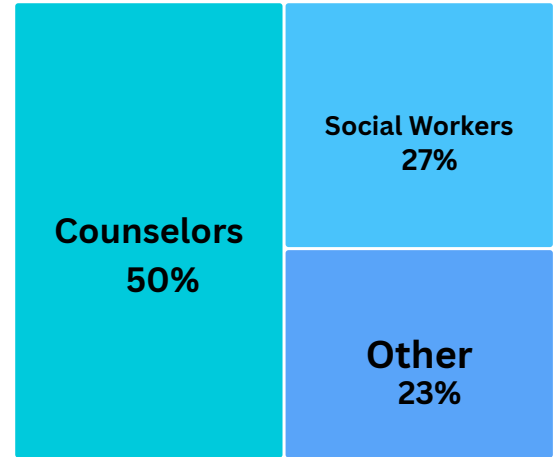
Human Trafficking Application Demographics

With increased attention towards data collection, we were able to capture more demographic data of our applicants for the Human Trafficking opportunity around their agency type, license type, employment status and LA regional representation.

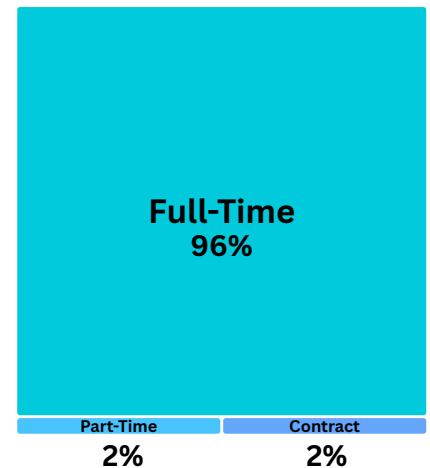
Agency Type



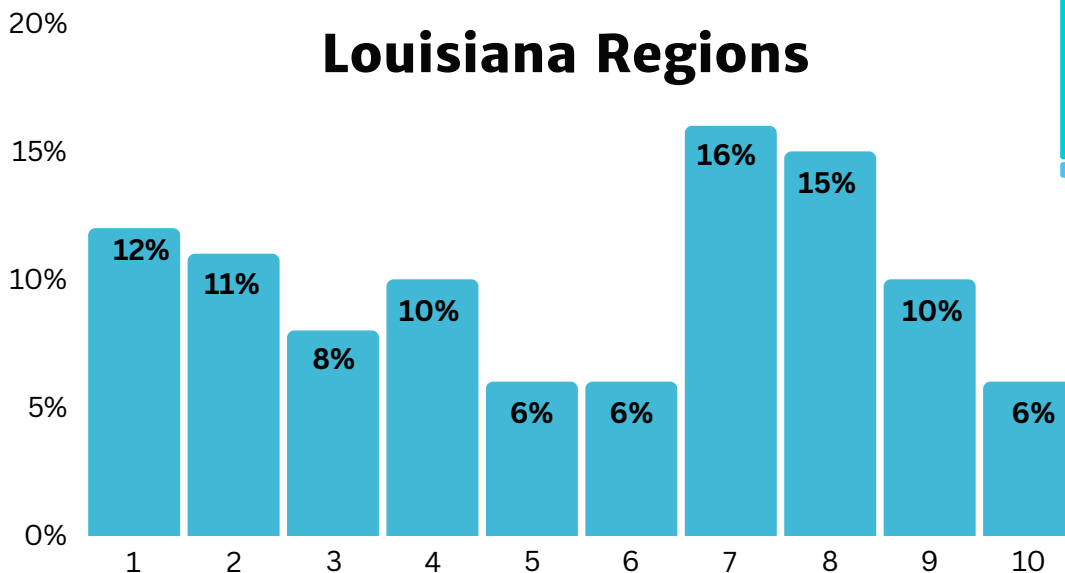
License Type



Employment Status



Louisiana Regions

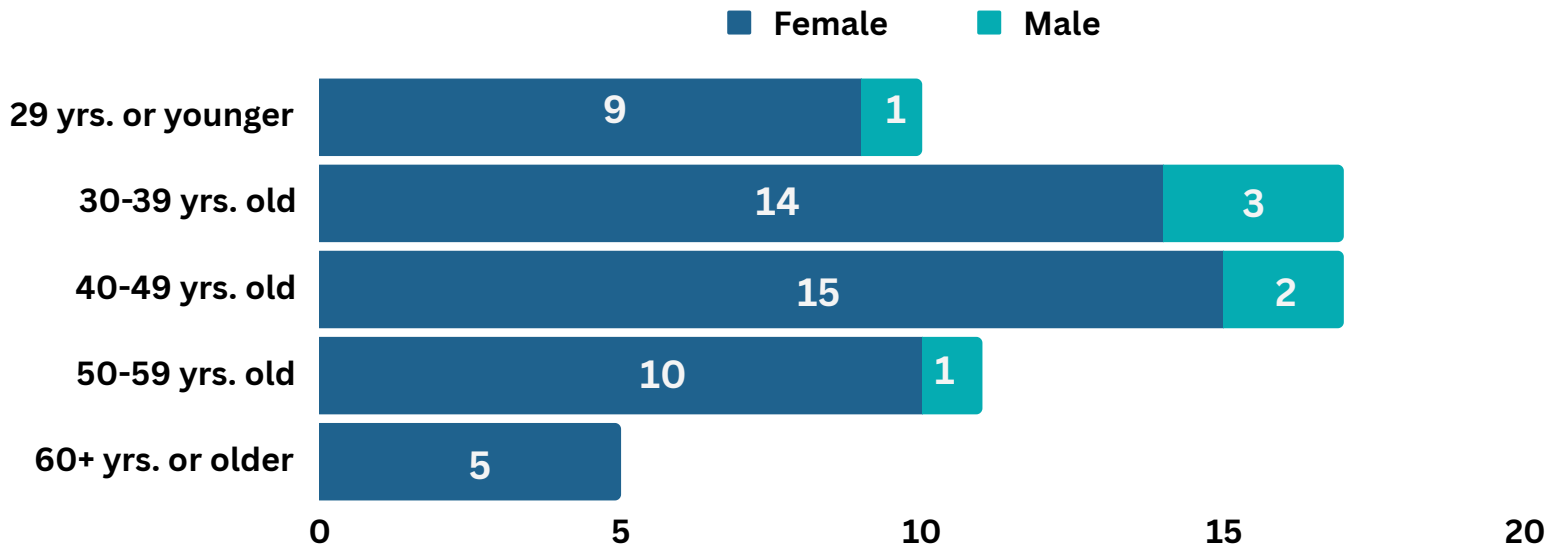


Human Trafficking Application Demographics

We were also able to capture a breakdown of the age, gender, and race data of all the participants that applied for this training opportunity.

Age & Gender Comparison

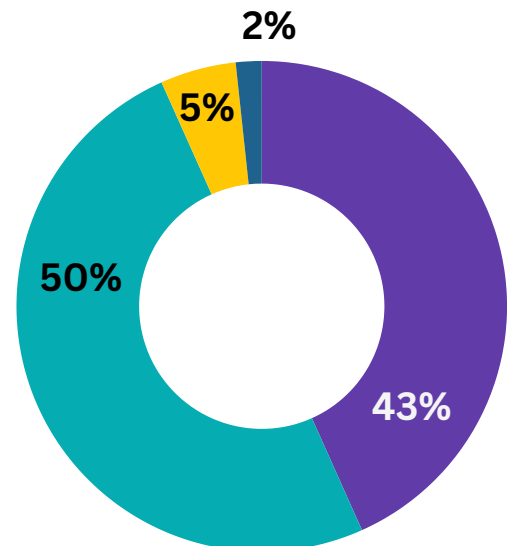
Spring 2023, N=60



Applicant Data by Race

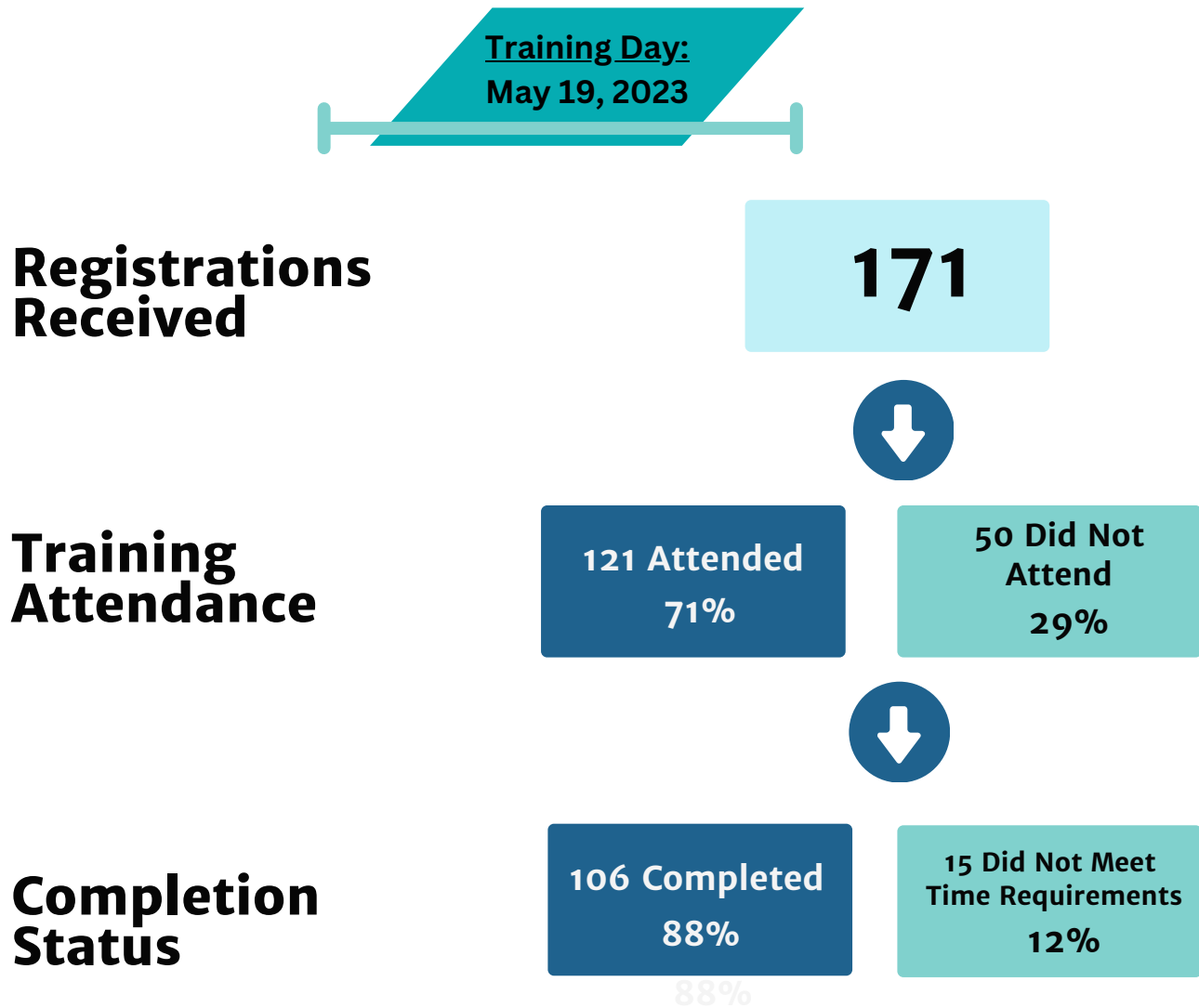
Spring 2023

- White or Caucasian - 43%
- Black or African American - 50%
- Hispanic or Latino - 2%
- Other - 5%



Understanding the Impact of Human Trafficking for MCOs: A Virtual Training Opportunity

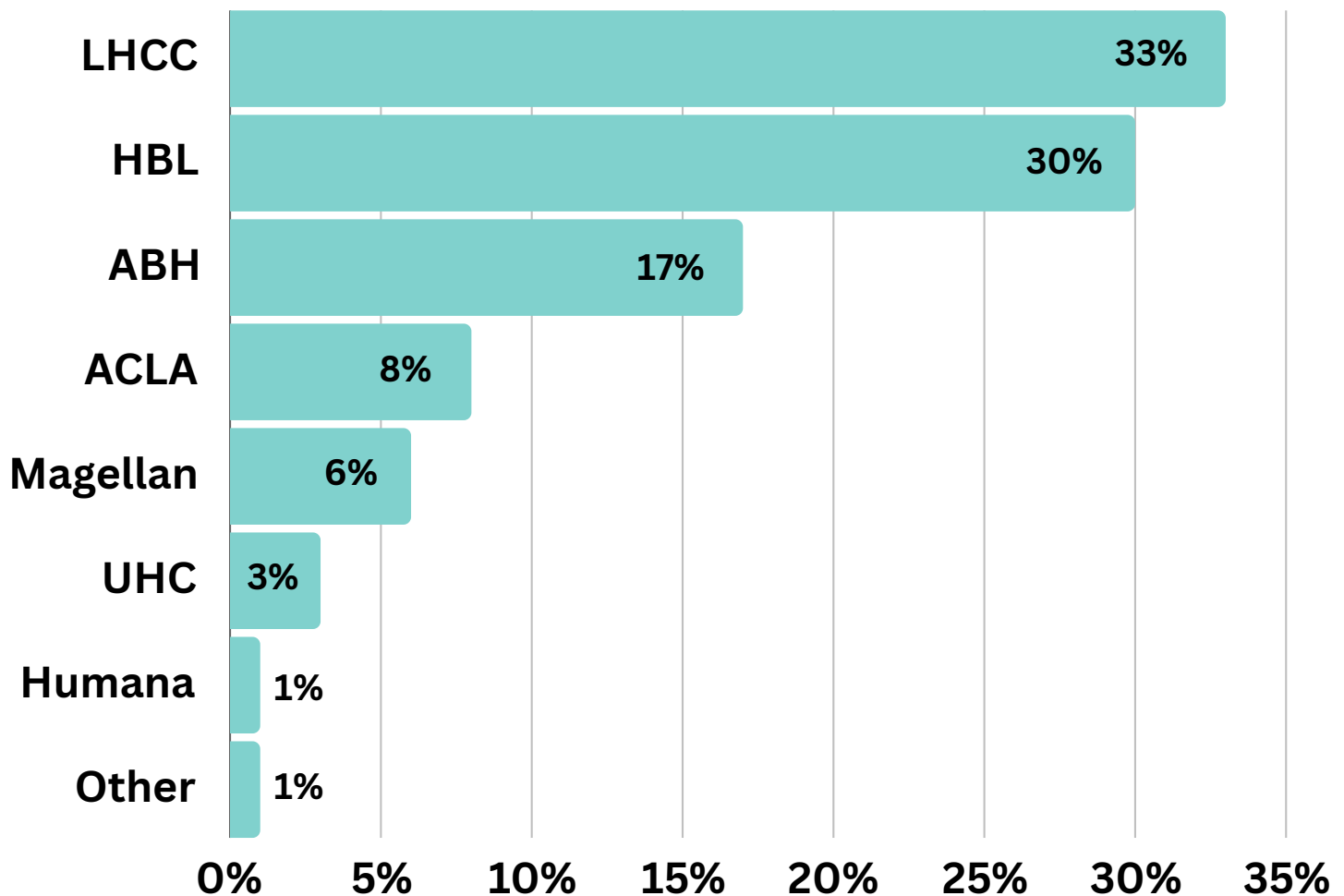
OBH requested that a specialized training about Human Trafficking be developed for MCO Case Managers and Utilization Managers with the purpose of ensuring that these entities understand the unique treatment needs of trafficking survivors, and how complex trauma may impact treatment delivery and duration. The Center coordinated with expert trainers to develop and deliver this training in May 2023. This training is available on demand on E2P Learn.



MCO Engagement

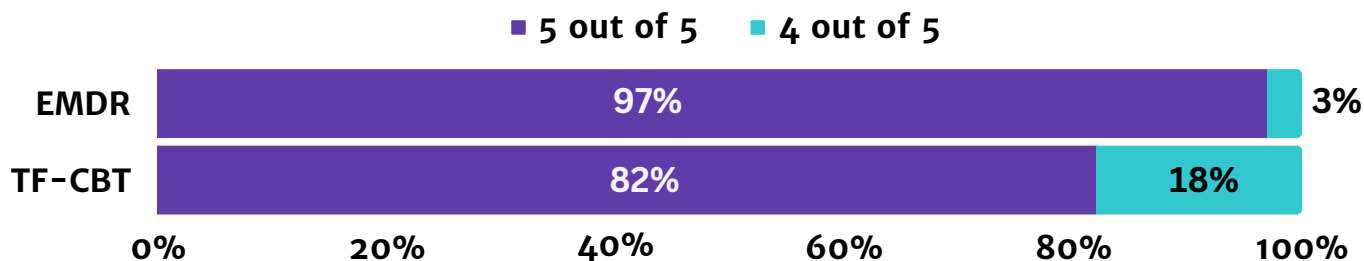
Understanding the Impact of Human Trafficking for Managed Care Organizations (MCOs) training was successfully executed **once (1) virtually** in the Spring of 2023. This training opportunity only required registration as to help facilitate engagement for the MCOs. The MCO most heavily represented during this training day was **Louisiana Healthcare Connections (33%)**. The training completion rate for those who participated was **88%**. The recording of this EBP training can be accessed on our [E2P Learn Platform](#) and participants can obtain a CE certificate upon completion of the course and the evaluation requirements.

Managed Care Organization (MCO) By Name



EBP WEBINAR Evaluations: EMDR & TF-CBT

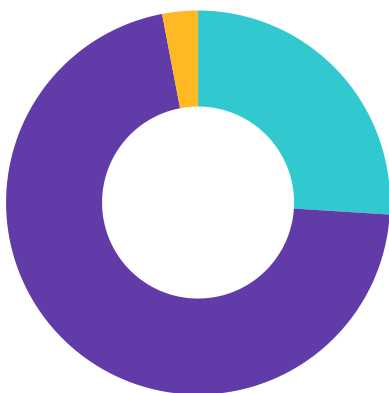
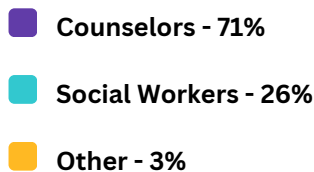
Overall Satisfaction with Webinar Experience



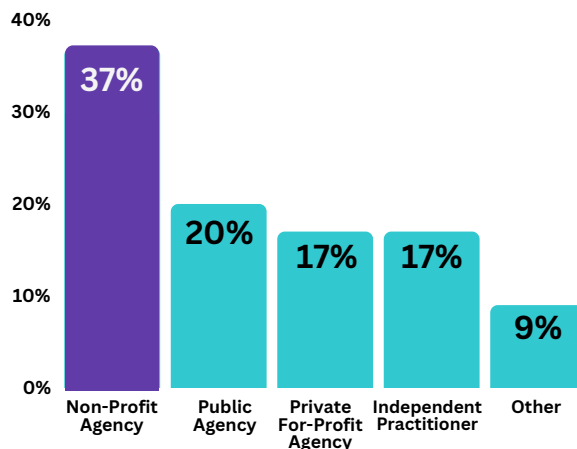
EMDR Informational Webinar

Webinar, N=35

License Type



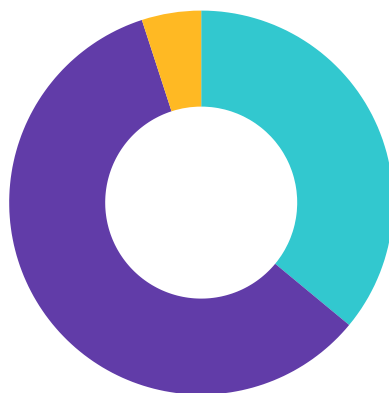
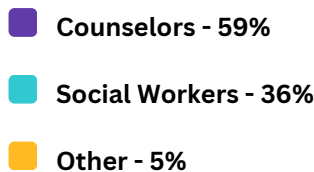
Agency Type



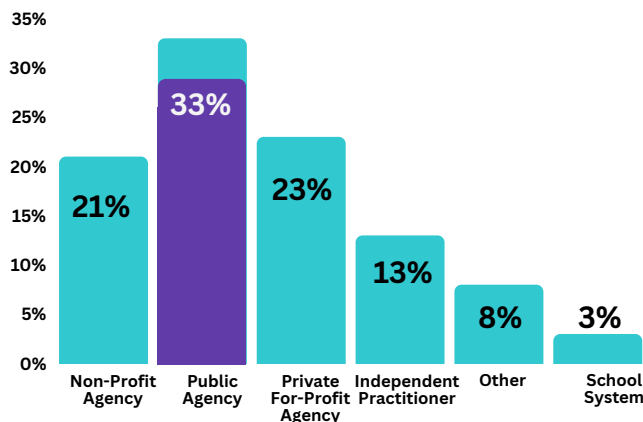
TF-CBT Informational Webinar

Webinar, N=39

License Type

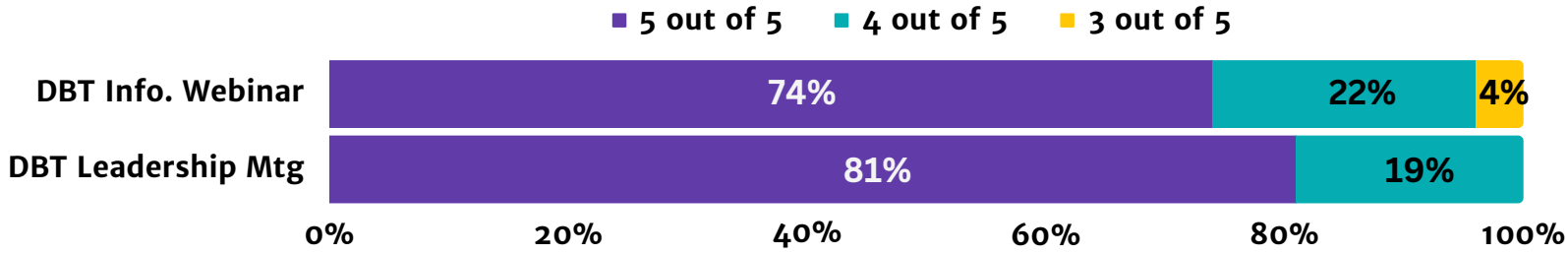


Agency Type



EBP WEBINAR Evaluations: DBT

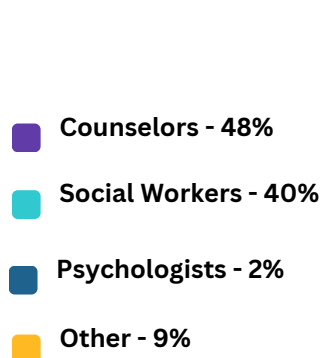
Overall Satisfaction with Webinar Experience



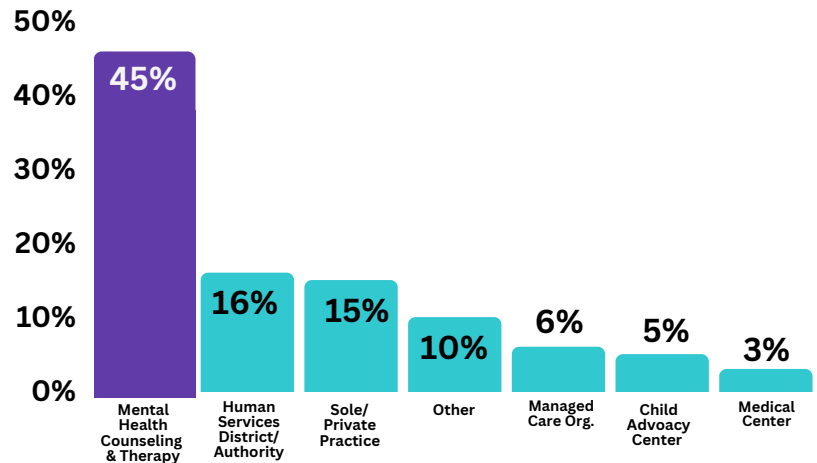
DBT Informational Webinar

Webinar, N=85

License Type




Agency Type



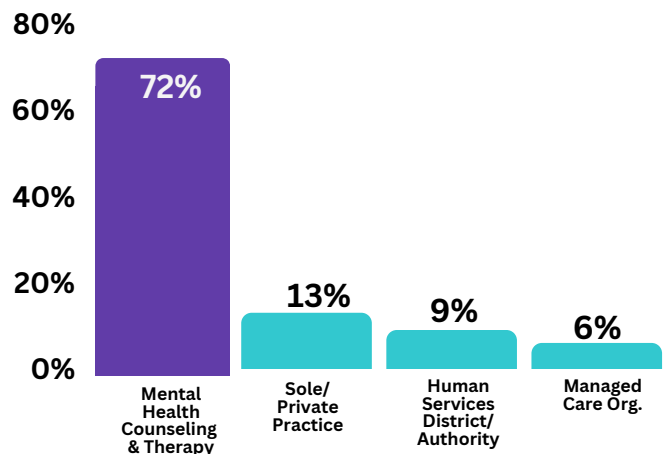
DBT Leadership Meeting

Webinar, N=32

License Type

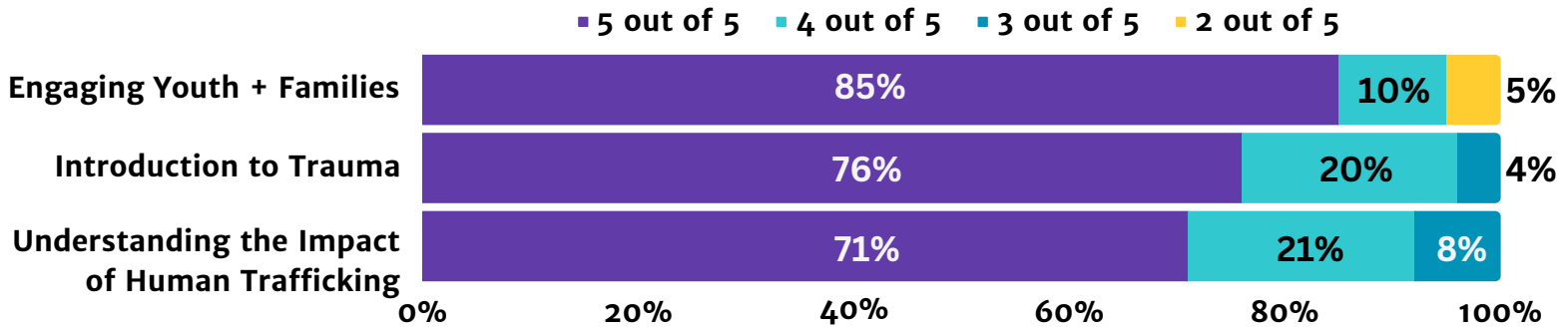


Agency Type



Research-Informed WEBINAR Evaluations: Three (3) Opportunities

Overall Satisfaction with Webinar Experience



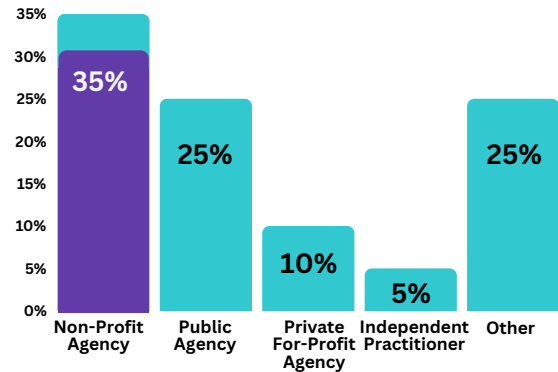
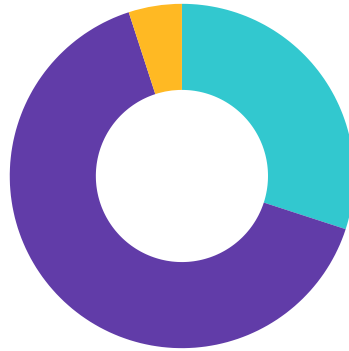
License Type

Agency Type

Engaging Youth & Families Informational Webinar

Webinar, N=20

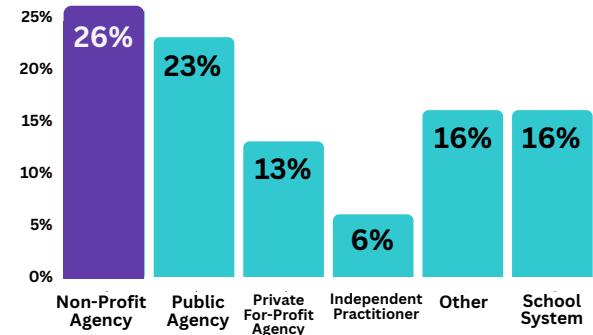
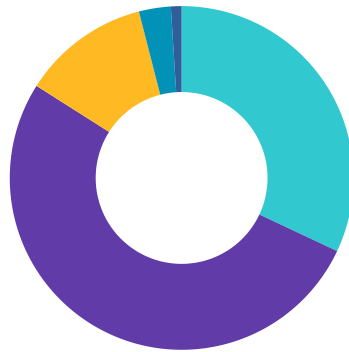
- Social Workers - 65%
- Counselors - 30%
- Other - 5%



Introduction to Trauma Informational Webinar

Webinar, N=106

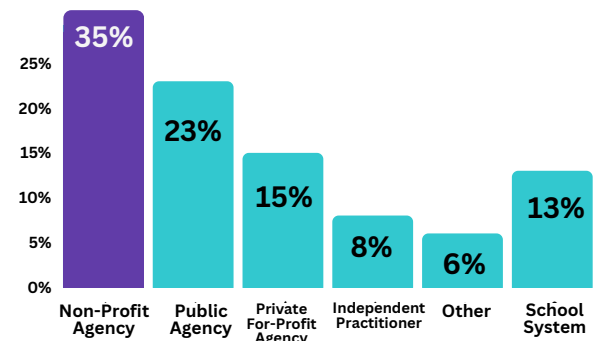
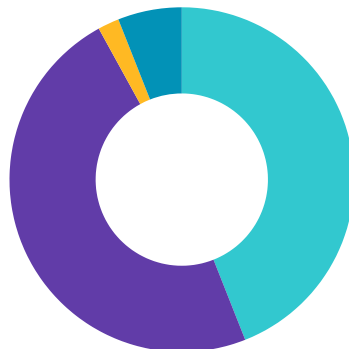
- Social Workers - 52%
- Counselors - 32%
- Other - 12%
- Nurses - 3%
- Psychologists - 1%



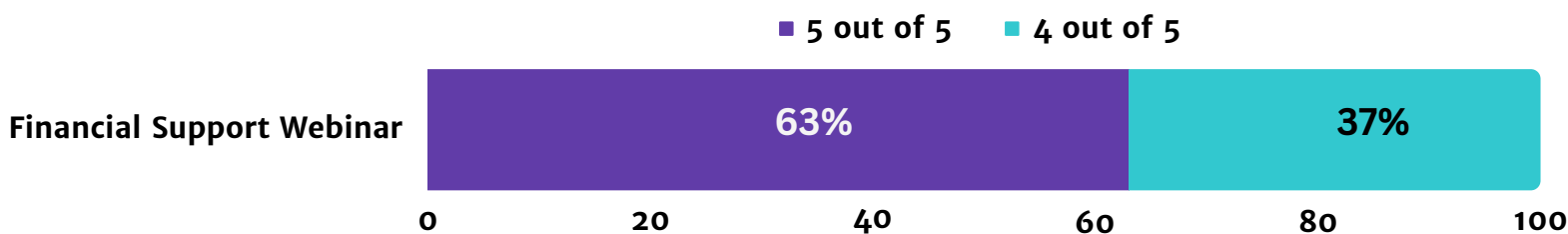
Understanding the Impact of Human Trafficking Informational Webinar

Webinar, N=48

- Social Workers - 48%
- Counselors - 44%
- Other - 2%
- Nurses - 6%



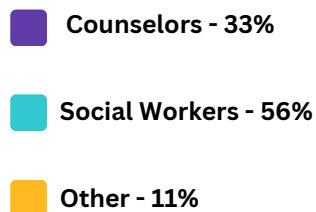
Overall Satisfaction with Webinar Experience



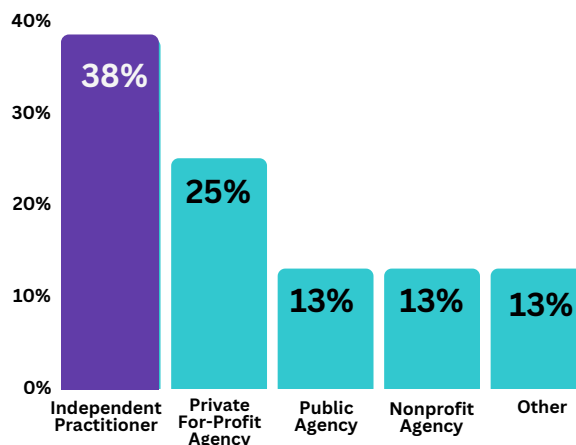
Financial Support for EBP's Webinar

Webinar, N=8

License Type

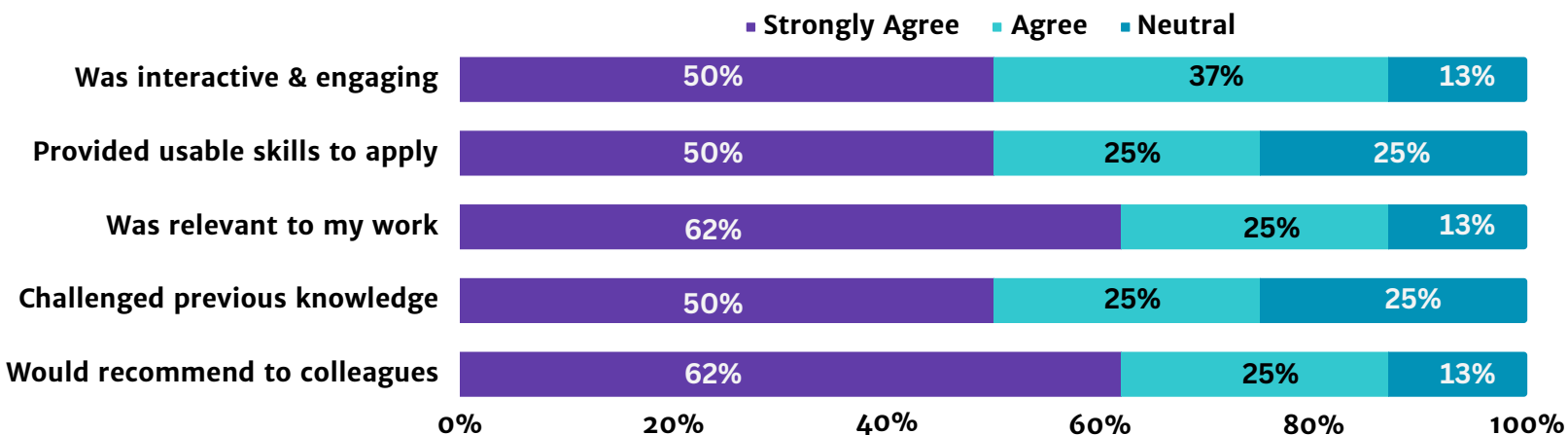


Agency Type



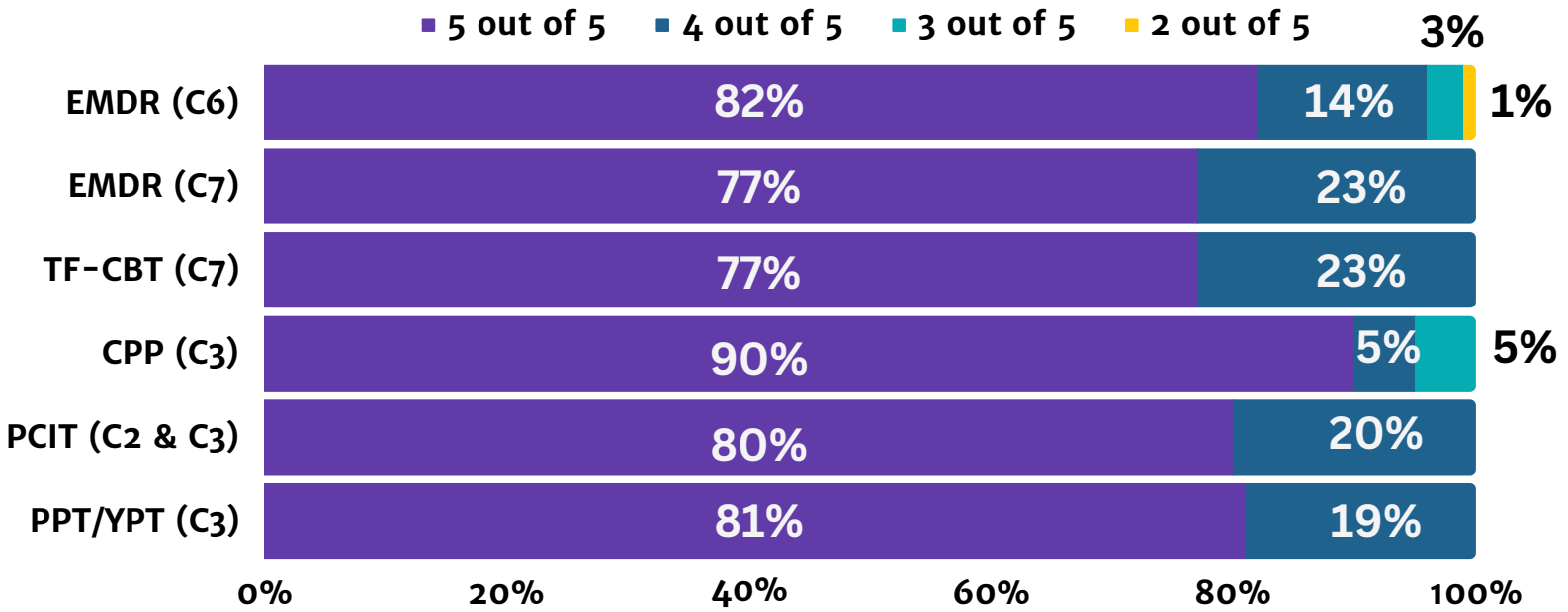
Financial Support for EBPs:

Why it Matters and What it Takes to Make it Work [N=8]

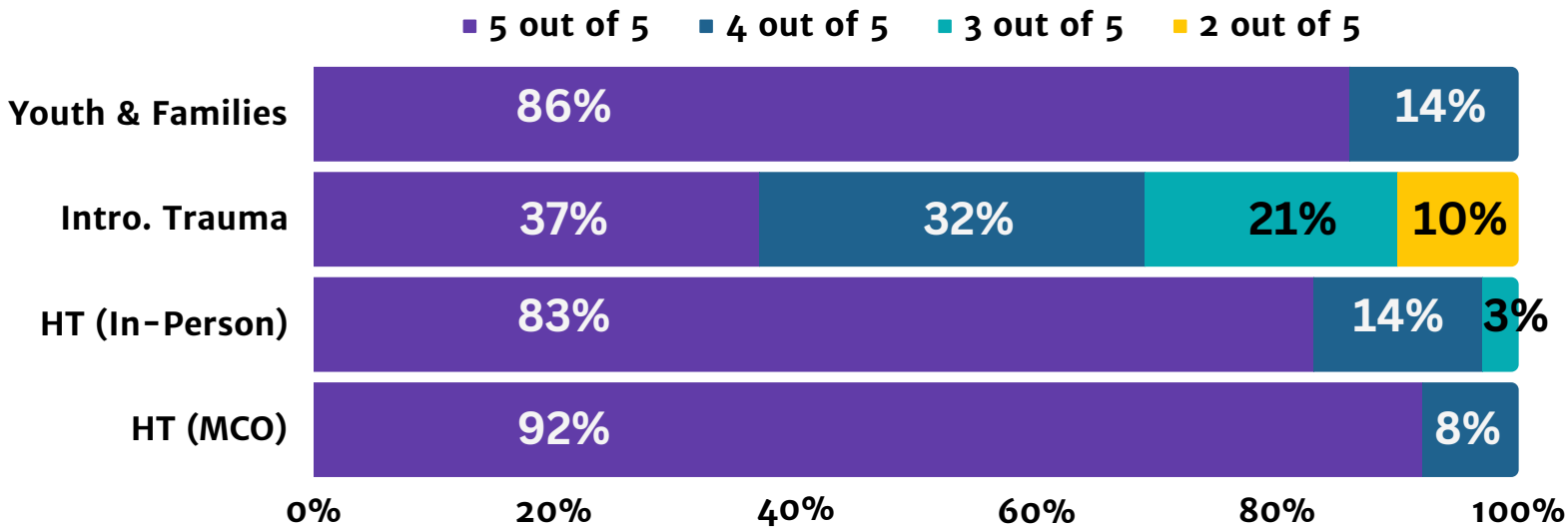


Overall Training Feedback

Overall Satisfaction with EBP Training Experience

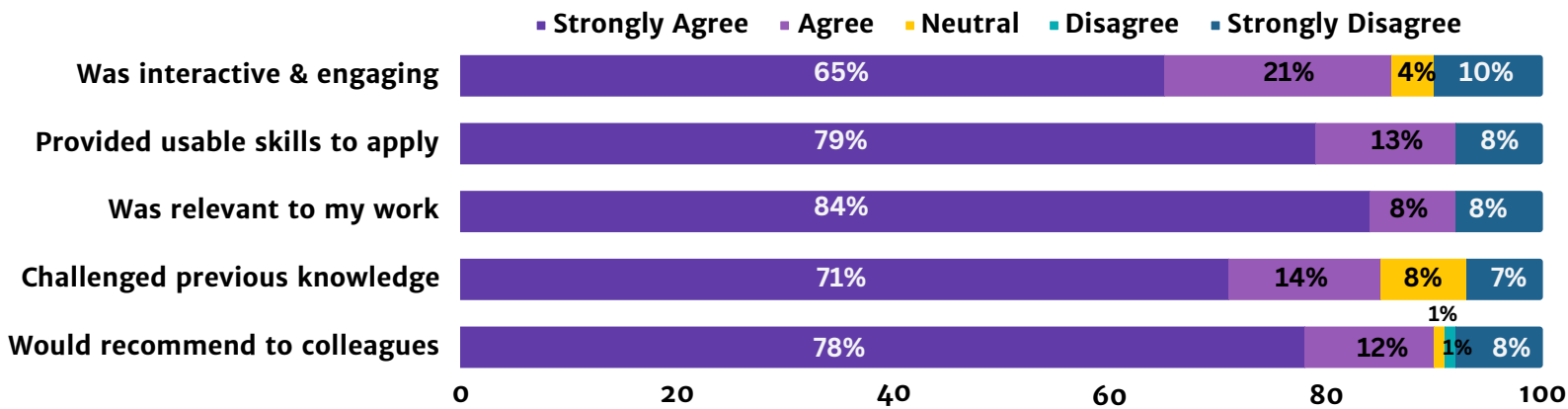


Overall Satisfaction with Research-Informed Training Experience



EBP TRAINING Evaluations: EMDR

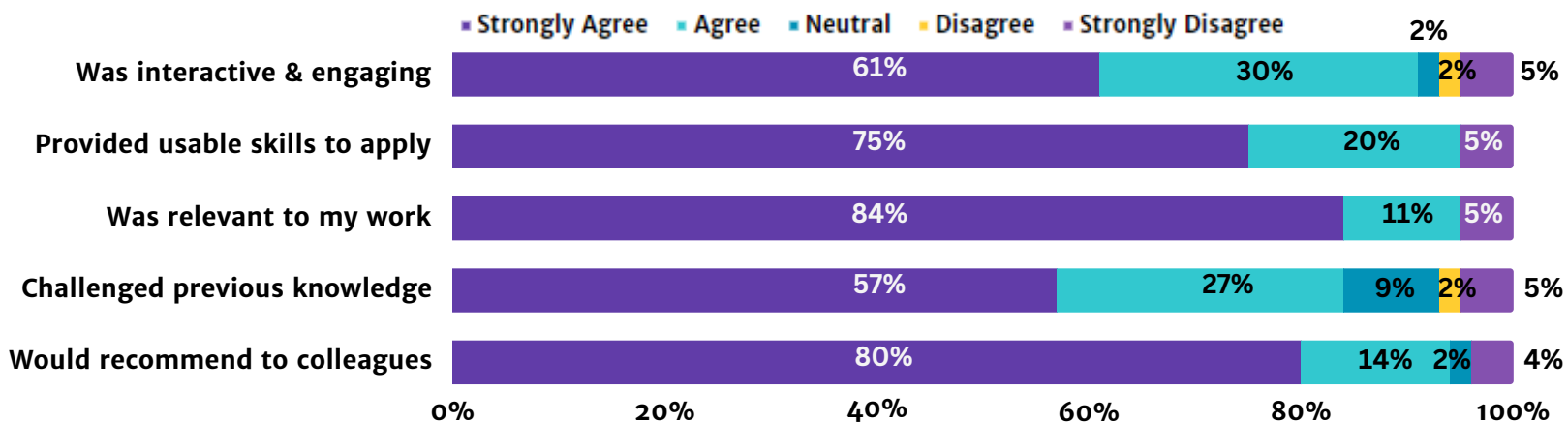
EMDR Cohort 6 - Training Feedback [N=39]



EMDR therapy can help me help my clients process trauma and obtain real results.
-EMDR Trainee (Cohort 6)

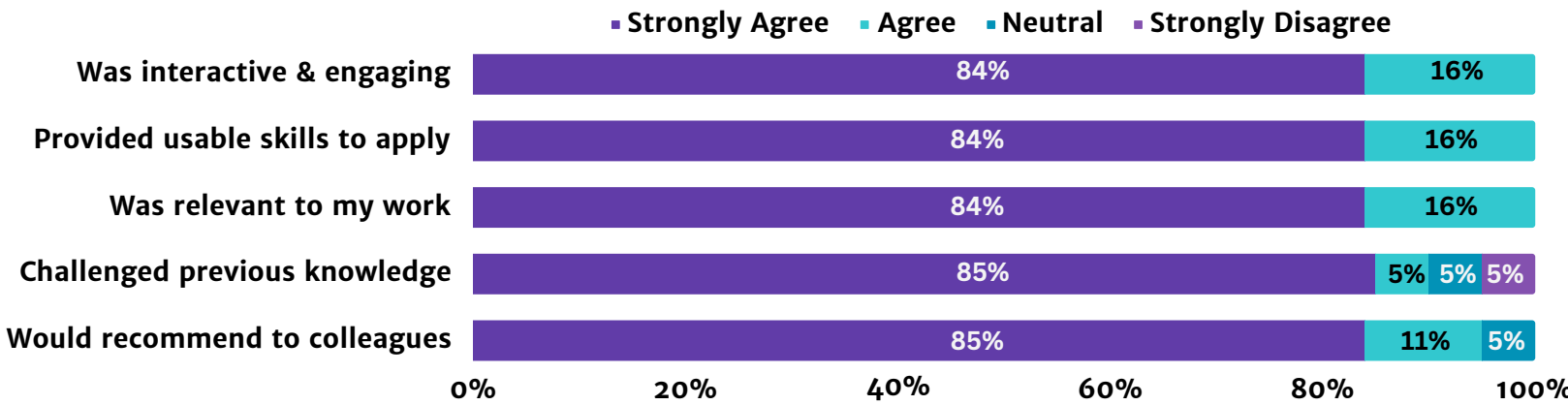
I appreciated the mix of lecture and didactics. I think that this was extremely helpful for understanding the material itself, the research associated with the material, and the implementation of the protocol. I also appreciated the video examples that were shown throughout the training.
-EMDR Trainee (Cohort 7)

EMDR Cohort 7 - Training Feedback [N=35]



EBP TRAINING Evaluations: CPP & TF-CBT

CPP Cohort 3 - Training Feedback [N=19]

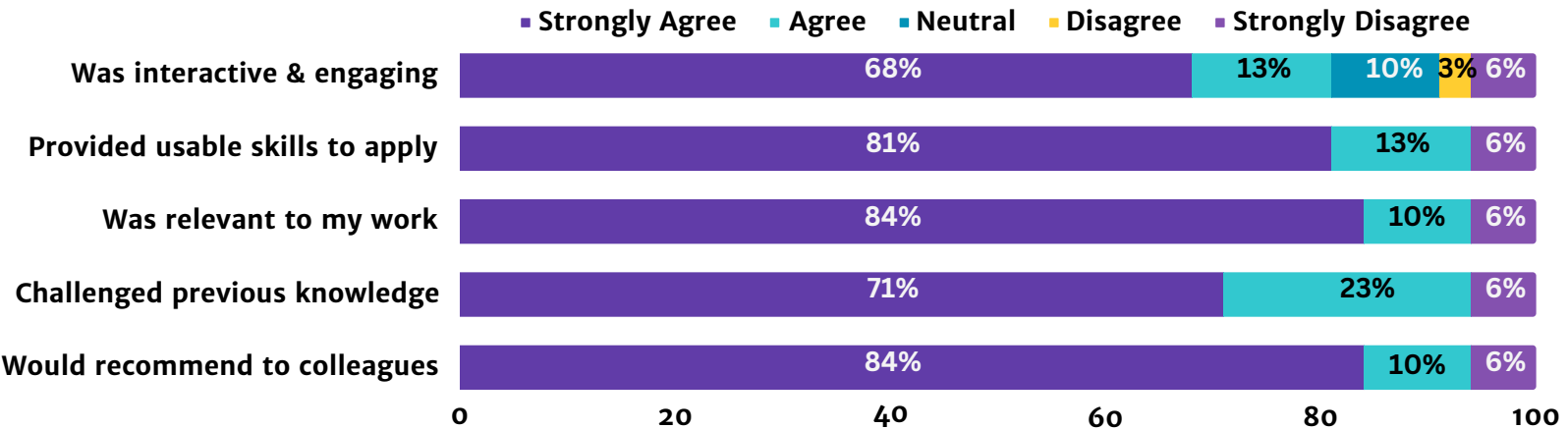


Excellent training given by an expert trainer. This training has helped me build a framework to implement trauma therapy to many students in need. I am looking forward to practicing the model and strengthening my skills in TF-CBT.
-TF-CBT Trainee (LS1)

This training made TF-CBT feel accessible and doable with clients.
-TF-CBT Trainee (LS2)

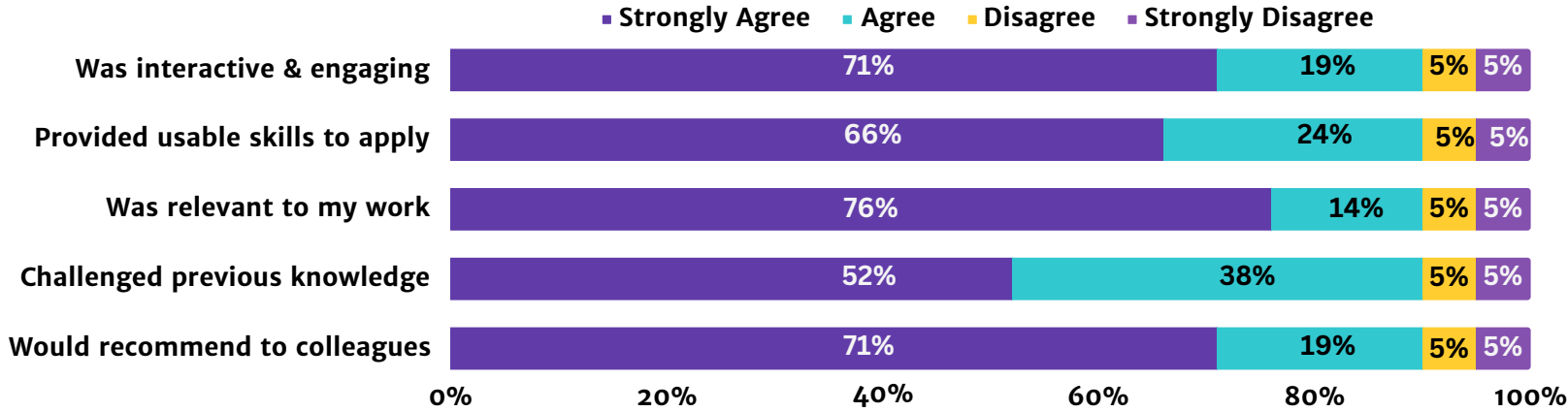
[One takeaway is that] I truly enjoyed everything honestly. I will take with me the cues to look for with trauma in both [parent] and child. As well as how to ask questions and be comfortable.
-CPP Trainee

TF-CBT Cohort 7 - Training Feedback [N=26]



Research-Informed TRAINING Evaluations

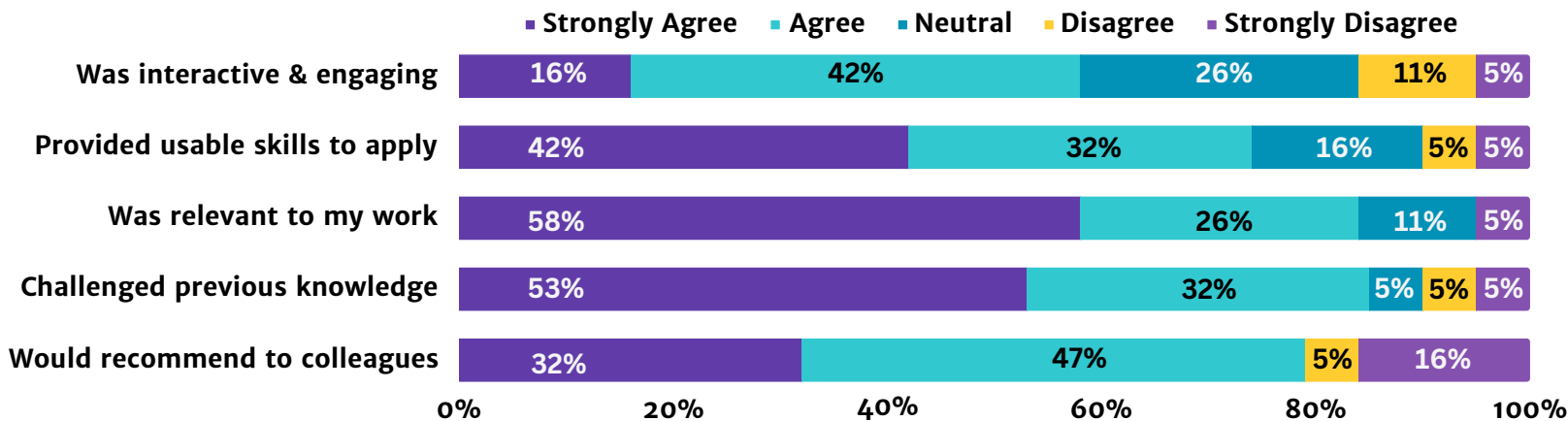
Engaging Youth & Families Training Feedback [N=21]



“
 There are concrete steps to improve engagement of youth and families in a very person-centered, culturally respectful, and shared responsibility way.
 -Engaging Youth & Families Trainee
 ”

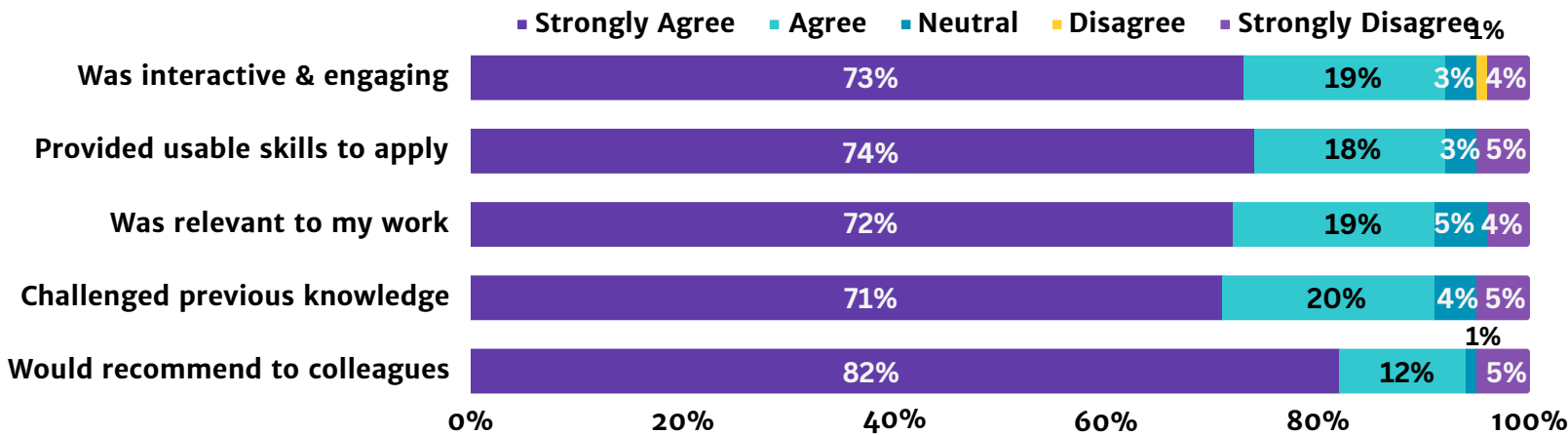
“
 I like mostly learning about each mental health disorder and how it was associated to see the bigger picture regarding clients.
 -Introduction to Trauma Trainee
 ”

Introduction to Trauma Training Feedback [N=19]



Research-Informed TRAINING Evaluations

Understanding the Impact of Human Trafficking Virtual MCO Training Feedback [N=119]

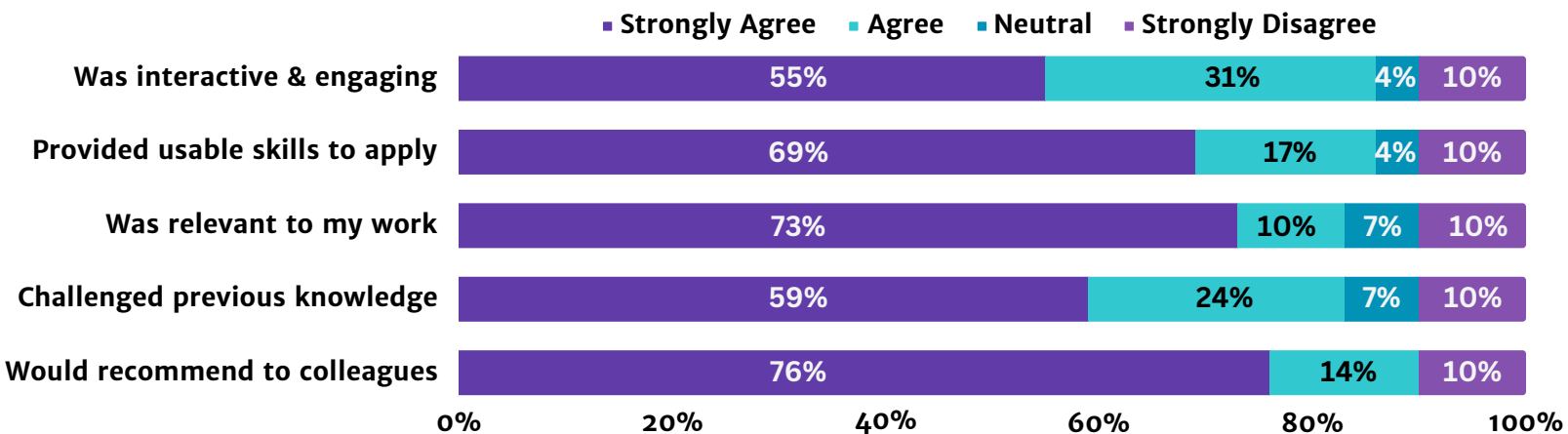


“Presenters were very informative, catered presentation to MCO employee audience.”
-Virtual MCO Trainee

I have a better understanding of the scope of sex trafficking, the means of coercion and important factors to keep in mind when providing (treatment).
-Virtual MCO Trainee

“A different, but more effective way of looking at trafficking, taking a more gentle, less anxious approach but still meeting the needs of the survivors.”
-In person HT Trainee

Understanding the Impact of Human Trafficking In-Person Training Feedback [N=29]



LGBTQ+ Training Overview

In a continued effort to assist states in transforming mental health systems of care, the Substance Abuse and Mental Health Services Administration (SAMHSA) and its Center for Mental Health Services (CMHS) created the Transformation Transfer Initiative (TTI), executed in partnership with the National Association of State Mental Health Program Directors (NASMHPD). A TTI grant was awarded to Louisiana early in 2022, to fund an initiative to develop training for the Medicaid behavioral health provider networks to improve workforce competencies related to rendering behavioral health services to LGBTQ+ populations. Thus, the **Working with the LGBTQ+ Population TTI training** was created out of this awarded grant.



TRAINER: Jabari Lyles

Session 1 - Introduction to Sexual Orientation and Gender Identity or Expression (SOGIE): Part 1

Session 2 - Introduction to Sexual Orientation and Gender Identity or Expression (SOGIE): Part 2

TRAINER: Dietz

Session 4 - Incorporating SOGIE from Paperwork to Practice: Systems, Materials & Reporting

Session 5 - Body Revolutions: Accessing Medical Transition Services in LA

Session 7 - "We Don't Discriminate Against Anyone": Navigating External Referrals for Gender Diverse People

Session 8 - Allies and Accomplices: Meaningful Partnership in Trans Liberation

TRAINER: Kelly Wilson, LCSW

Session 3 - Basic Tenets of Clinical Competence in Working with LGBTQ+ Youth

Session 6 - The Practice of Affirmative Psychotherapy with LGBTQ+ Youth and Families

Informational Webinar

70

Amount Registered

44

Amount Attended



Registrations Completed

170

Registrations

LGBTQ+ Office Hours Overall Attendance

10

of Participants

Overall Amount of Individual Participation

93

of Participants

LGBTQ+ Training: Session Overview

Session 1 - Introduction to Sexual Orientation and Gender Identity or Expression (SOGIE): Part 1

30

Session 2 - Introduction to Sexual Orientation and Gender Identity or Expression (SOGIE): Part 2

27

Session 3 - Basic Tenets of Clinical Competence in Working with LGBTQ+ Youth

28

Session 4 - Incorporating SOGIE from Paperwork to Practice: Systems, Materials & Reporting

40

Session 5 - Body Revolutions: Accessing Medical Transition Services in LA

35

Session 6 - The Practice of Affirmative Psychotherapy with LGBTQ+ Youth and Families

35

Session 7 - "We Don't Discriminate Against Anyone": Navigating External Referrals for Gender Diverse People

51

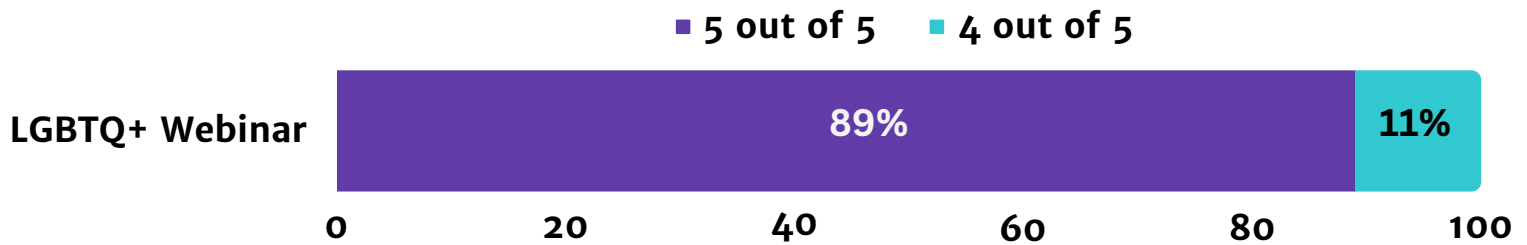
Session 8 - Allies and Accomplices: Meaningful Partnership in Trans Liberation

26

MOST ATTENDED!


LEAST ATTENDED

Overall Satisfaction with Webinar Experience



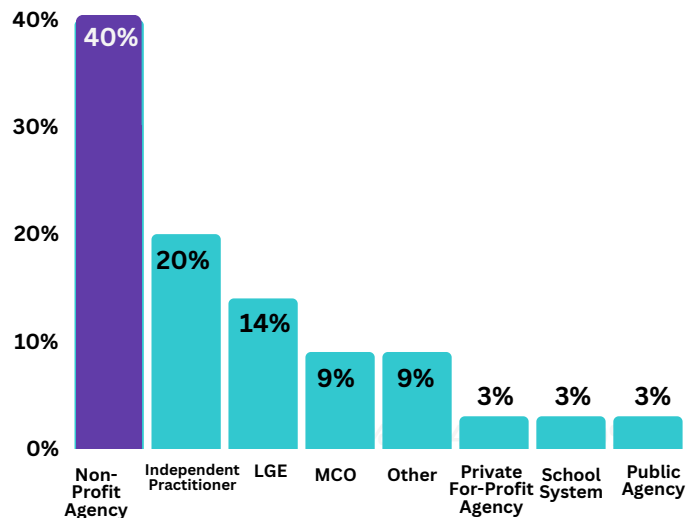
LGBTQ+ Informational Webinar

Webinar, N=35

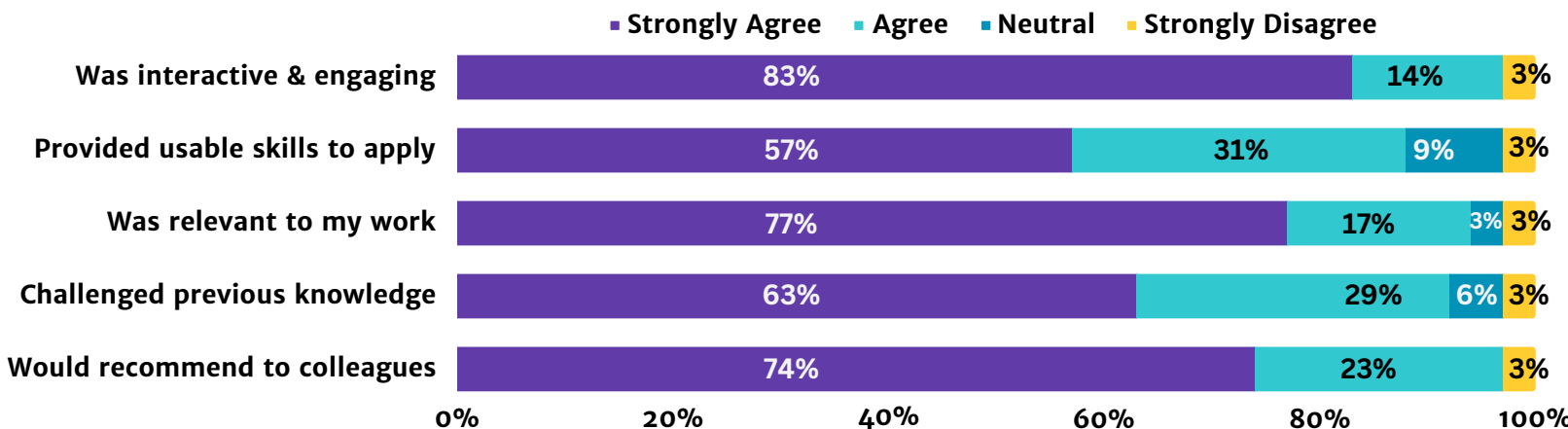


License Type

Agency Type



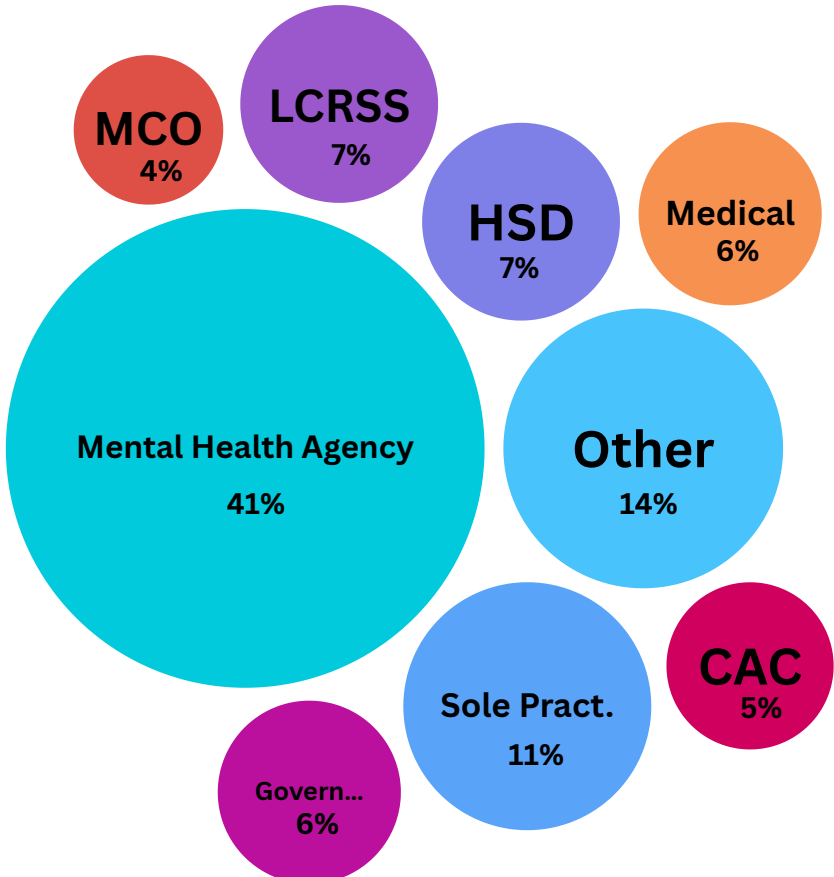
LGBTQ+ Informational Webinar: *Working with the LGBTQ+ Population [N=35]*



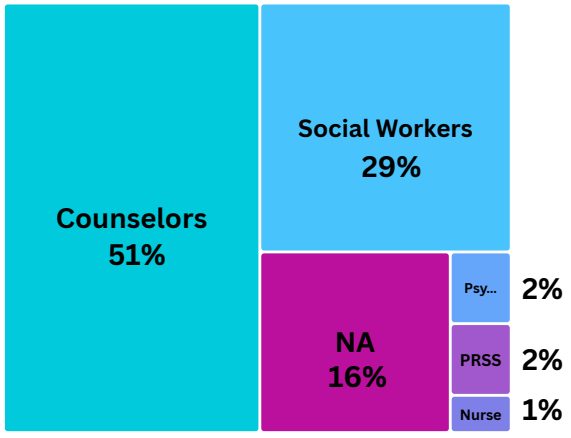
LGBTQ+ Registration Demographics

Due to the unique nature of the LGBTQ+ training being for both our EBP and Crisis audiences, it allowed us to see diversity within our training demographics. Below is a breakdown of the agency type, license type, employment status and LA regional representation of all the participants that registered for this training opportunity.

Agency Type



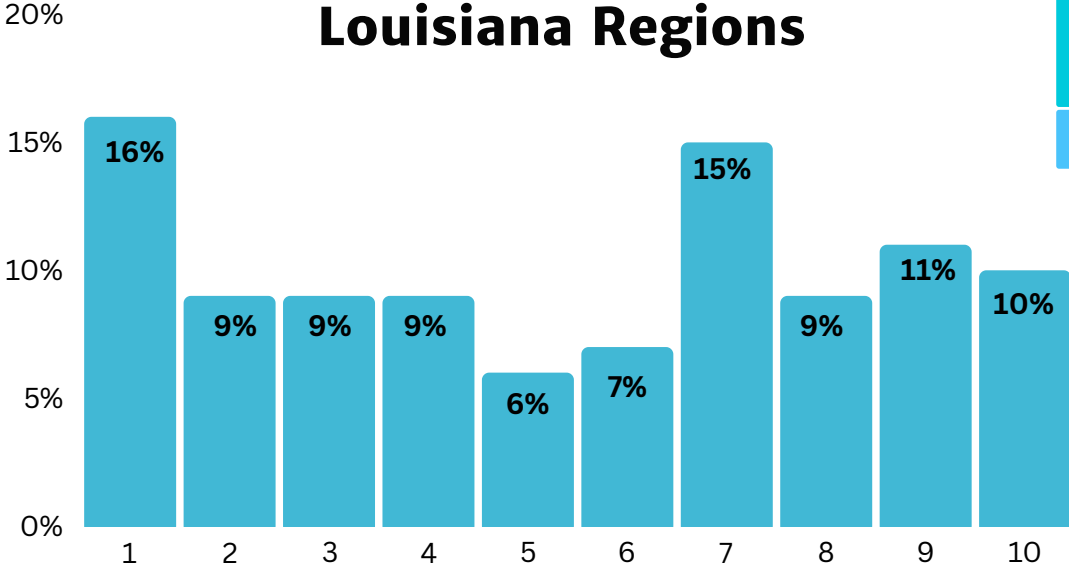
License Type



Employment Status



Louisiana Regions

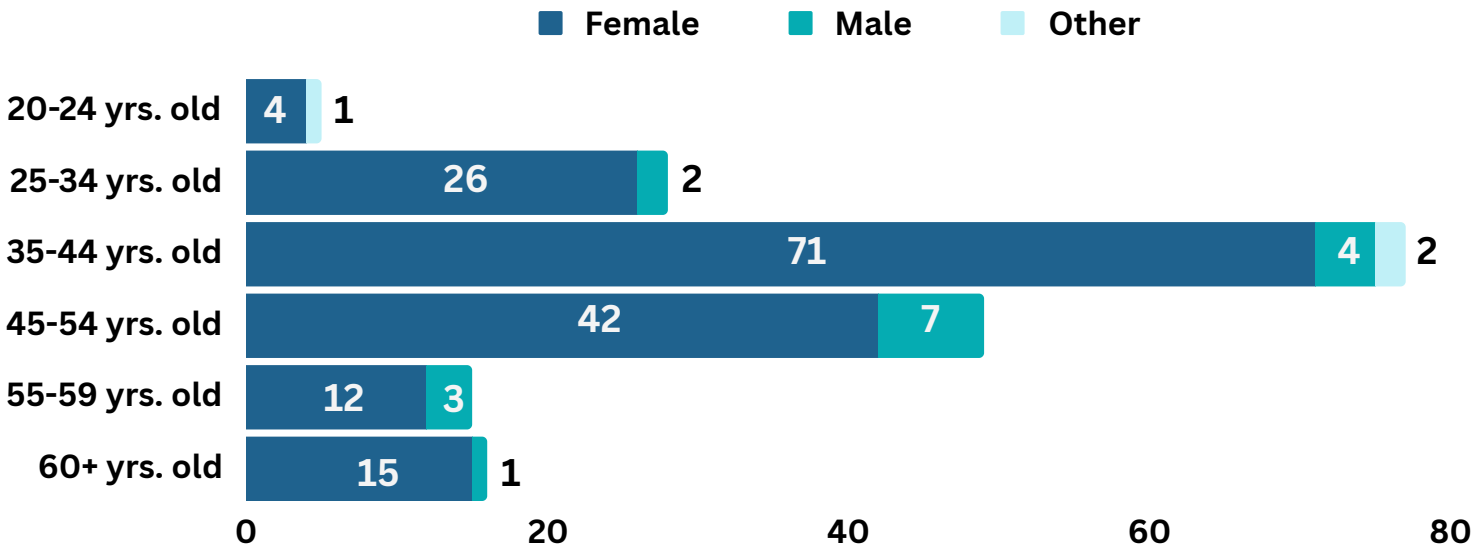


LGBTQ+ Registration Demographics

Due to the unique nature of the LGBTQ+ training being for both our EBP and Crisis audiences, it allowed us to see diversity within our training demographics. Below is a breakdown of the age, gender and race data of all the participants that registered for this training opportunity.

Age & Gender Comparison

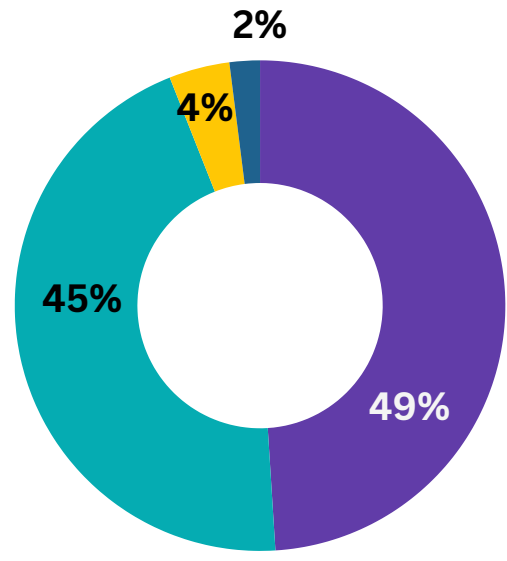
Spring 2023, N=190



Applicant Data by Race

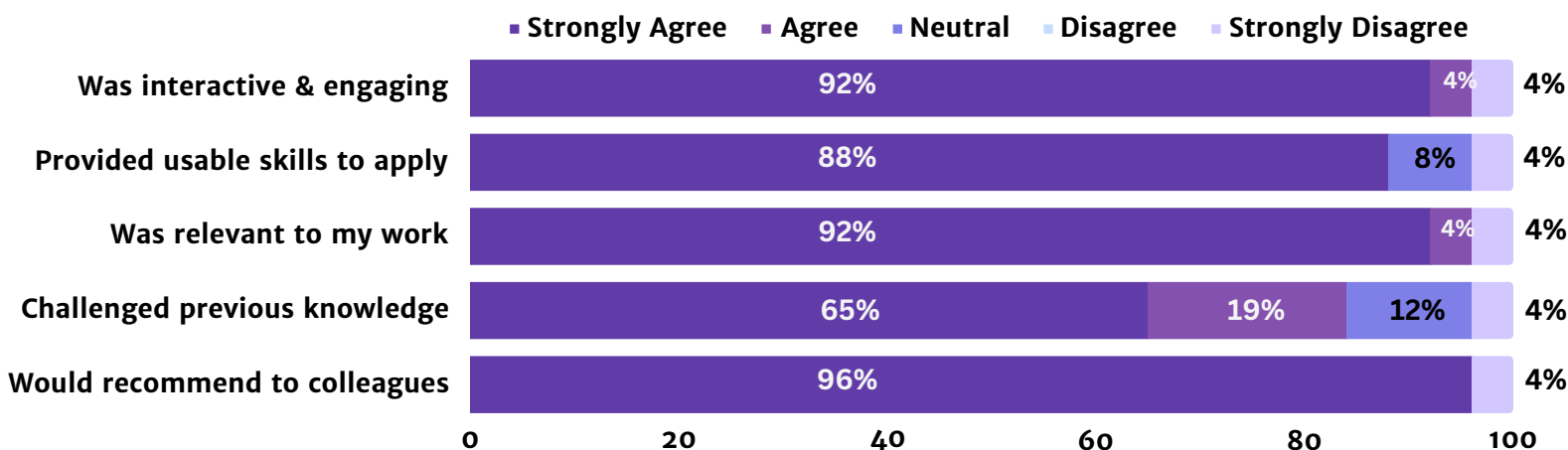
Spring 2023

- White or Caucasian - 49%
- Black or African American - 45%
- Asian - 2%
- Other - 4%



LGBTQ+ Session Evaluations

Session 1 - Introduction to Sexual Orientation and Gender Identity or Expression (SOGIE): Part 1 [N=30]



“

It is important to gain knowledge on LGBTQ population and develop increased cultural sensitivity.
-Session 1 Participant

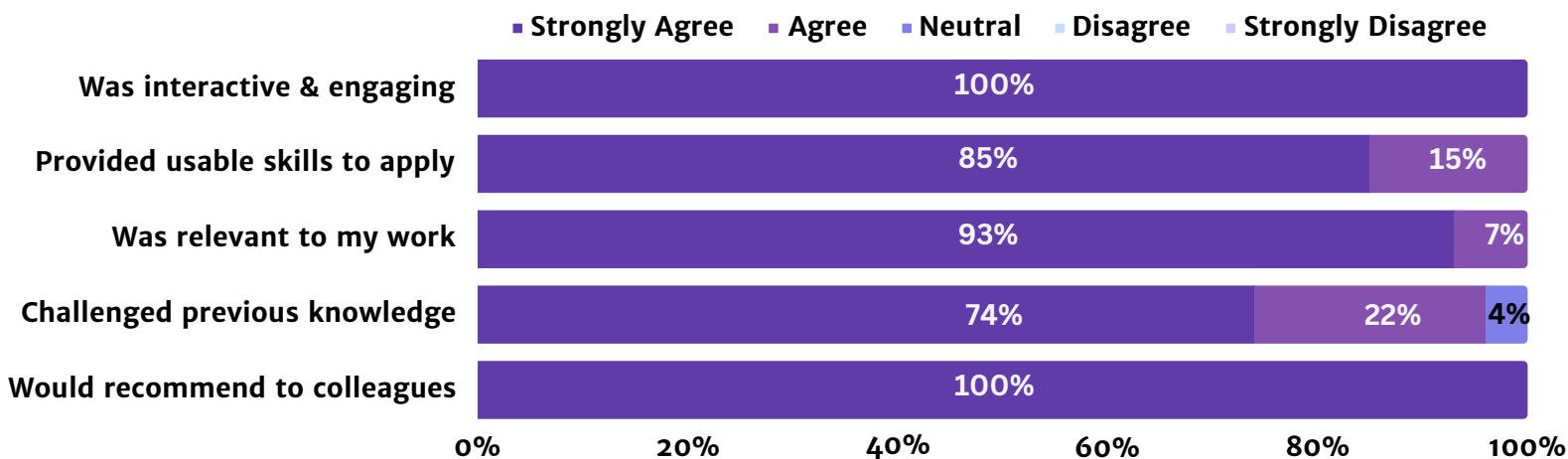
”

“

[One takeaway was] the language to respond to those who come out. Language to use about combatting myths.
-Session 2 Participant

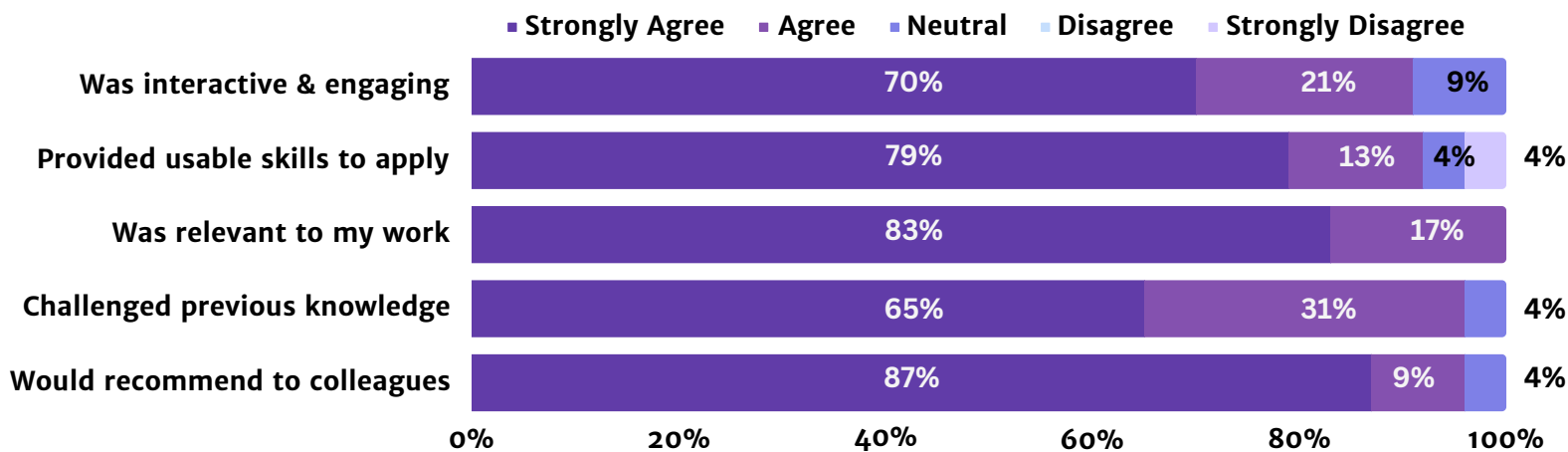
”

Session 2 - Introduction to Sexual Orientation and Gender Identity or Expression (SOGIE): Part 2 [N=27]



LGBTQ+ Session Evaluations

Session 3 - Basic Tenets of Clinical Competence in Working with LGBTQ+ Youth [N=28]



“

I very much appreciate these trainings being offered. I can't express how valuable these trainings are in improving my services with LGBTQ+ clients.
-Session 3 Participant

”

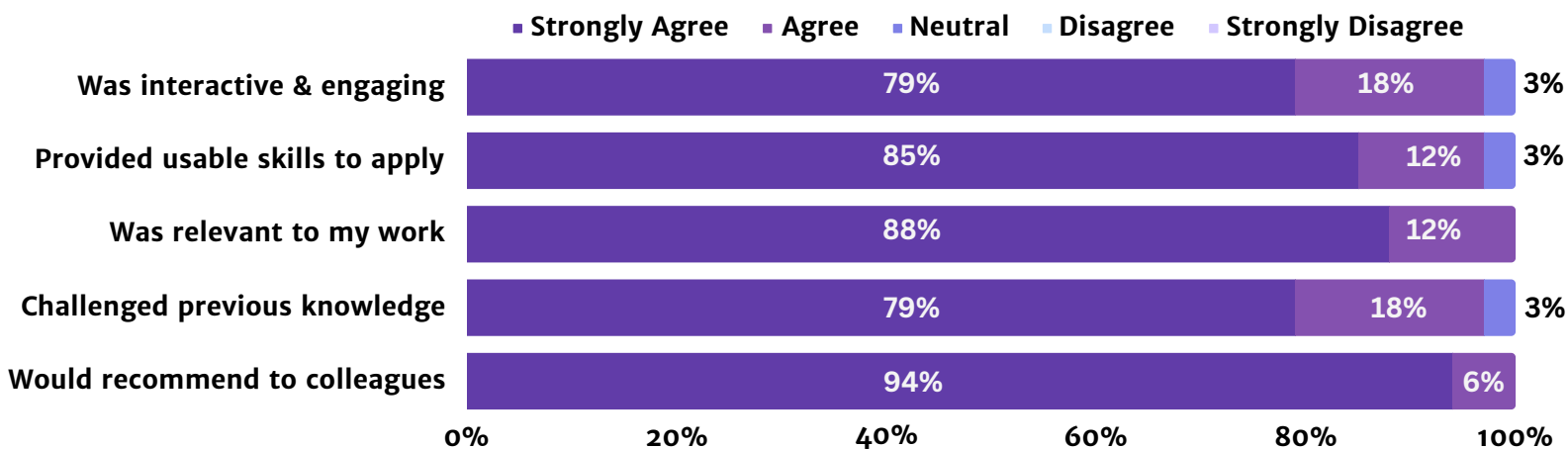
“

There are so many ways agencies can get better at not othering our clients and helping them to feel safe and seen when seeking treatment of any kind.
-Session 4 Participant

The trainers! They were so fun, vibrant, and knowledgeable which made the training more enjoyable as well as informative.
-Session 4 Participant

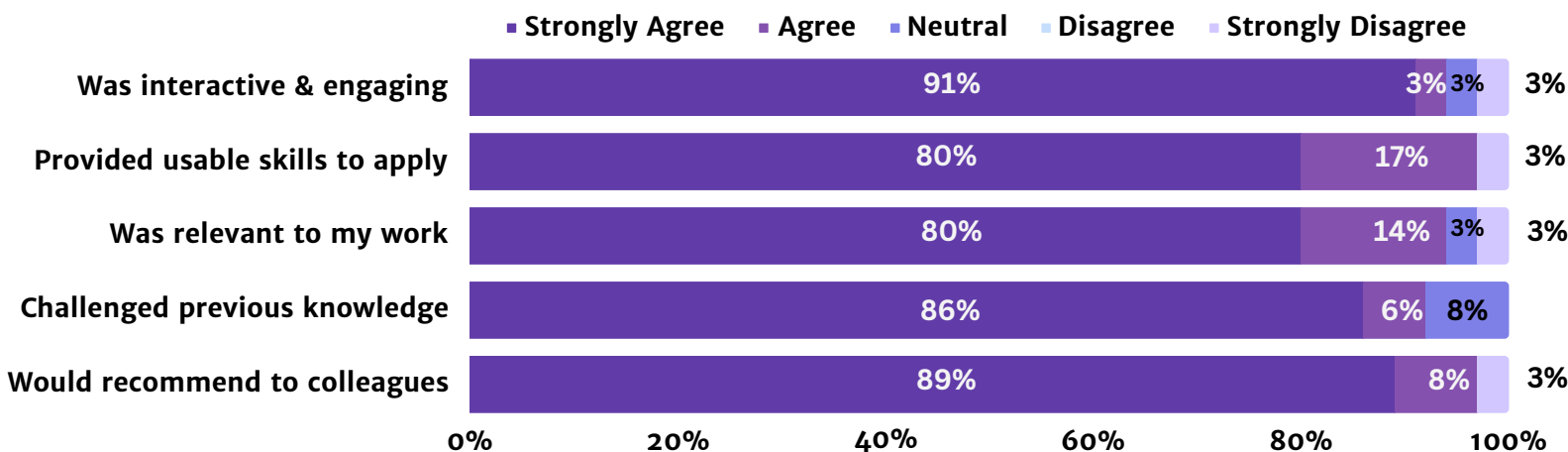
”

Session 4 - Incorporating SOGIE from Paperwork to Practice: Systems, Materials, & Reporting [N=40]



LGBTQ+ Session Evaluations

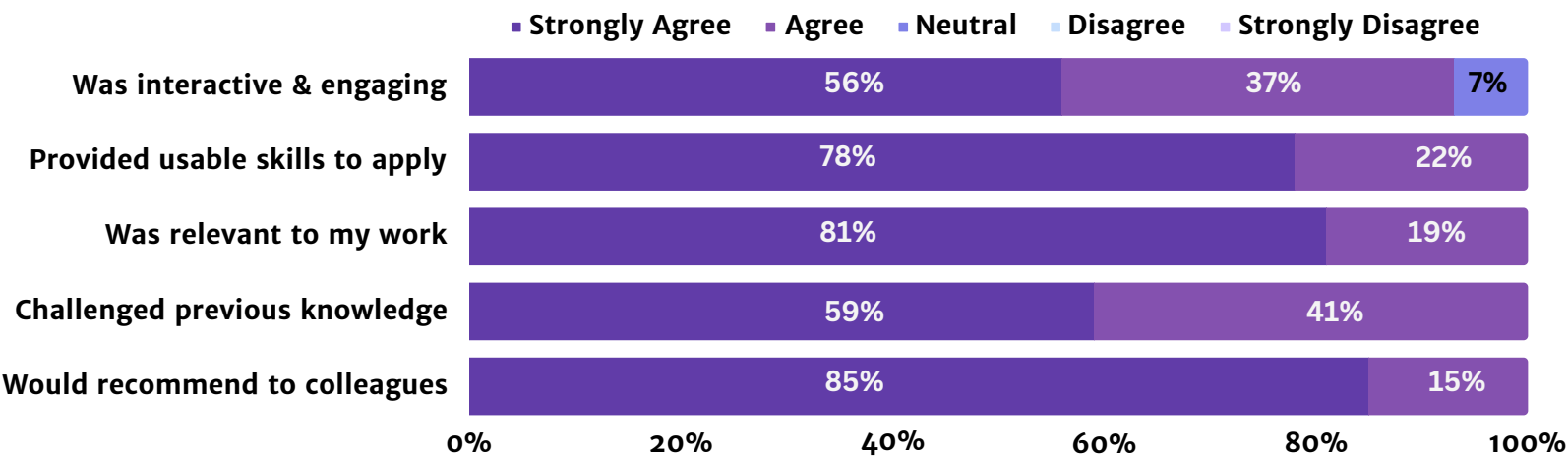
Session 5 – Body Revolutions: Accessing Medical Transition Services in LA [n=35]



[One takeaway is] the discussion of how best to support an individual considering medical transition.
-Session 5 Participant

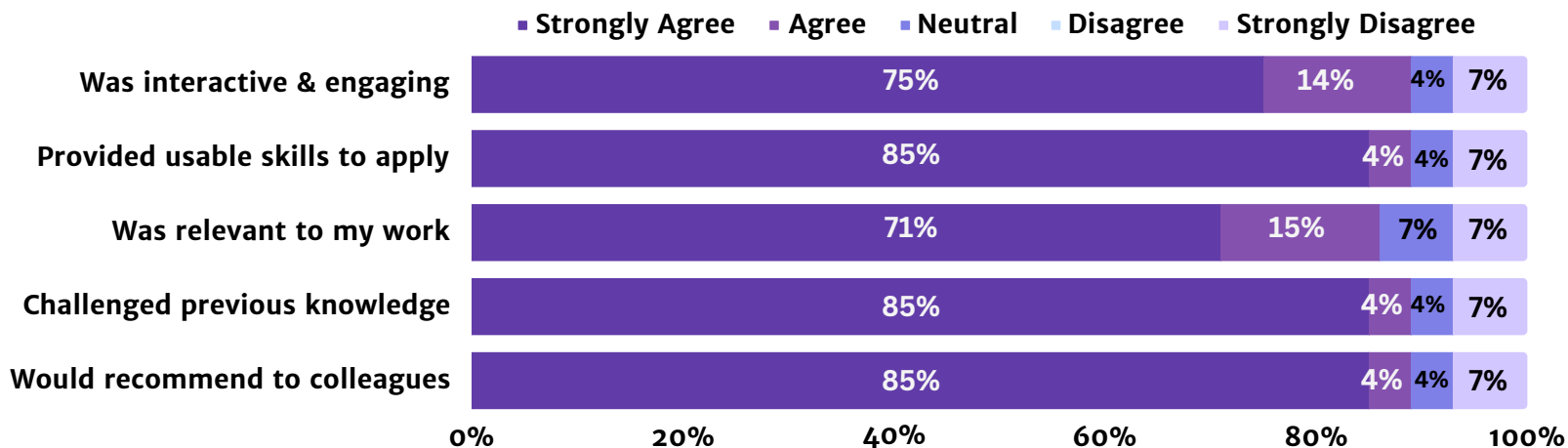
I liked that specific tools and interventions were provided. The training was not all theory- it was concrete interventions to work with our LGBTQ youth and their families.
-Session 6 Participant

Session 6 – The Practice of Affirmative Psychotherapy with LGBTQ+ Youth and Families [N=35]



LGBTQ+ Session Evaluations

Session 7 - "We Don't Discriminate Against Anyone": Navigating External Referrals for Gender Diverse People [N=51]



”

[One takeaway was] continuing to reach out to referrals in our area to better gauge what providers/clinics are safe spaces for our clients.

-Session 7 Participant

“

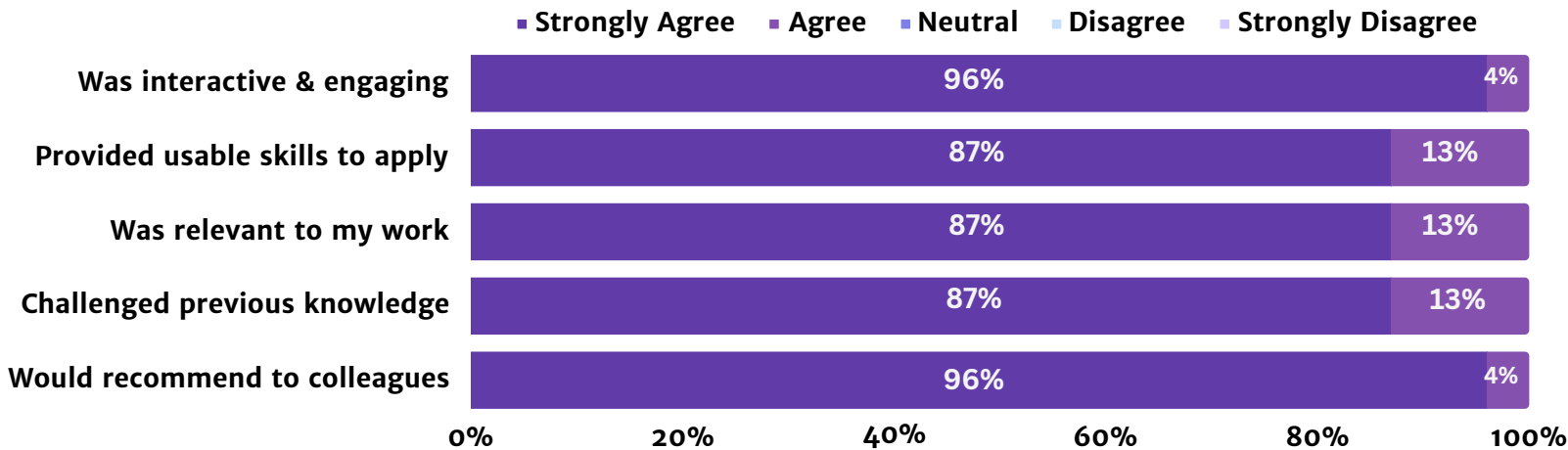
“

The facilitators were above amazing. They were very knowledgeable and great teachers. I enjoyed this so much.

-Session 8 Participant

”

Session 8 - Allies and Accomplices: Meaningful Partnership in Trans Liberation [N=26]

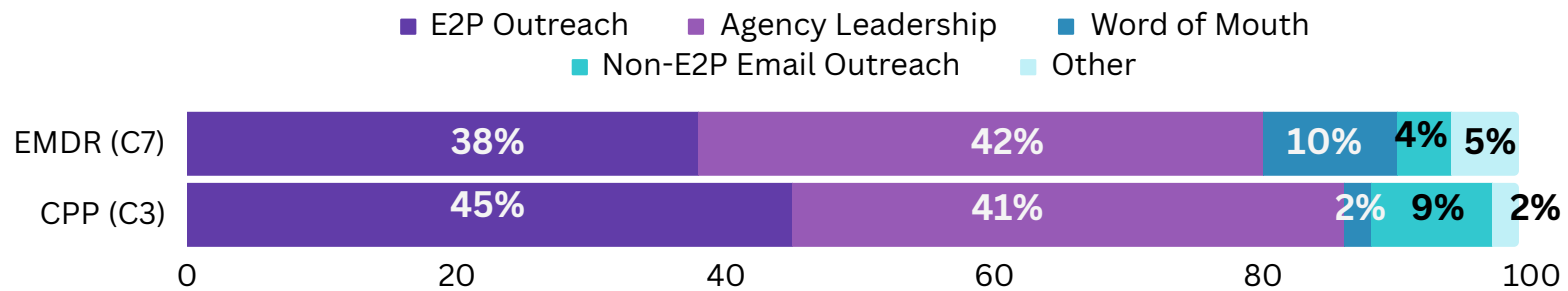
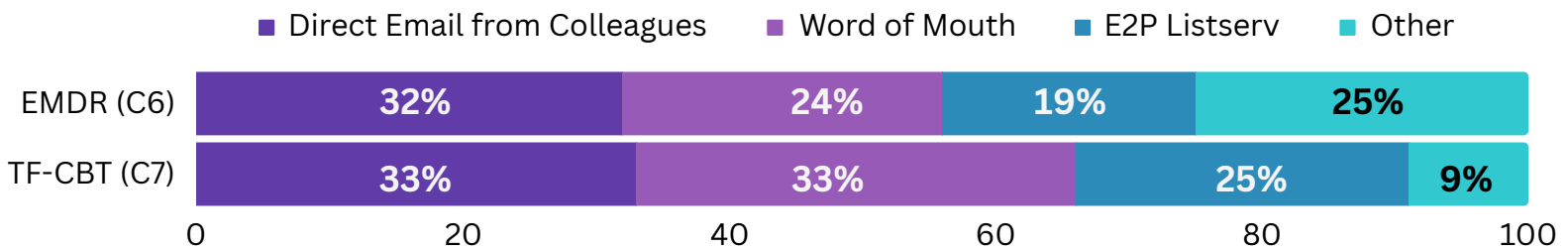


Outreach & Communications

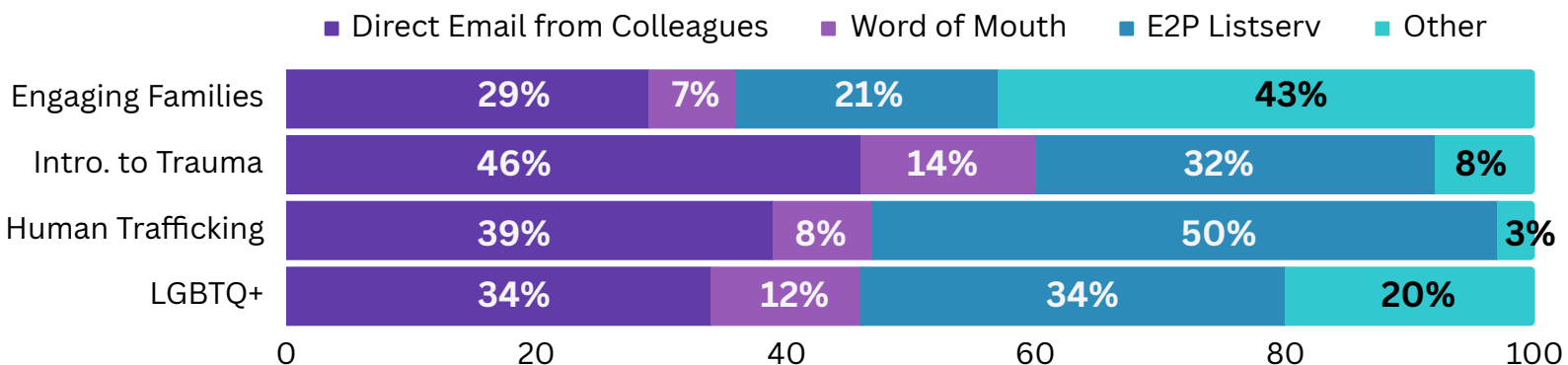
EBP & Research-Informed Outreach Data

This past year, in our trainee applications for both our EBP and Research-Informed training opportunities, we were able to capture how individuals heard about our opportunities. Please note, the abbreviations next to each title references that number cohort for that EBP the Center has executed. Halfway through the year, we shifted our question options for these opportunities, that is why there are different response types for EMDR (C7) and CPP (C3). Based on the responses, it is evident Agency Leadership & E2P outreach seems to be the most impactful. Moving forward in 2024, we plan to clean up our listservs so we can be more strategic with training opportunities.

EBP Outreach



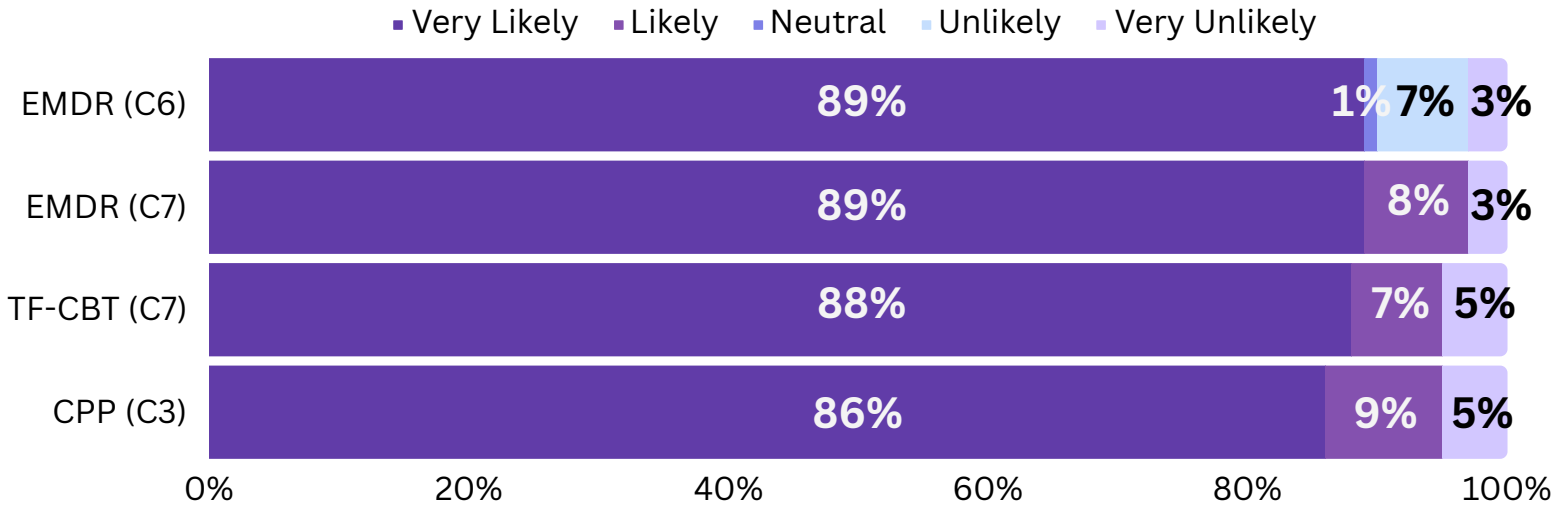
Research-Informed Outreach



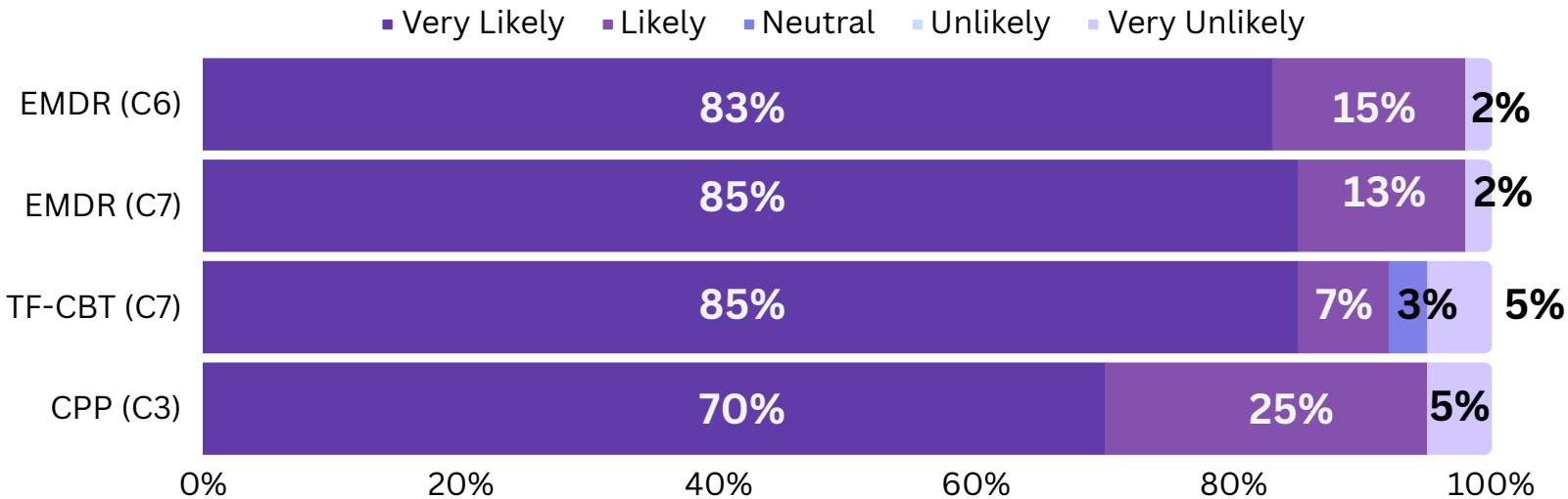
Learning Communities Interest Data

To better understand the capacity of the providers that participate in our EBP trainings, we asked applicants who applied to our EMDR, CPP, and TF-CBT Trainings if they were willing and available to participate in a learning community. Please note, the abbreviations next to each title references that number cohort for that EBP the Center has executed. Based on the responses, the interest is present. Starting in 2024, we will proceed forward with an EMDR Learning Community so we can engage interested participants accordingly. We will start with a 5-Year EMDR Celebration for those providers that have become EMDR Basic-Trained.

Level of WILLINGNESS to Participate



AVAILABILITY to Participate 1.0-1.5 Hours/Month





Acknowledgements

The Center's partnership with LDH-OBH and Medicaid are invaluable to sustaining this work. Also, a BIG thank you to all those who helped contribute their time and effort to this report.



The recommended citation is below:

Staples, L., Leonardi, C., Dupre, B., Gonzalez, G., Cohen N., Rubin, R., Phillippi, S. (2024) Center for Evidence to Practice: 2023 Annual Report. Louisiana State University Health Sciences Center- School of Public Health. New Orleans, LA.



The Center for Evidence to Practice

LSUHSC School of Public Health
2020 Gravier Street, 3rd Floor
New Orleans, LA 70112
504-568-5731

EvidenceToPractice@lsuhsc.edu 

LAEvidenceToPractice.com 

[@LACenterforE2P](https://www.facebook.com/LACenterforE2P) 